



2018 NCHSAA MEN'S SOCCER PLAYOFF CHAMPIONSHIP NOTES

CHAPEL HILL - The North Carolina High School Athletic Association (NCHSAA) finalized and released the playoff brackets for the 2018 Men's Soccer Championships. The tournament will have four classifications of play with six playoff rounds each. The 1A and 4A brackets will field a complement of 48 teams each with 2A and 3A brackets fielding 64 teams each.

Play is scheduled to begin with games at the higher seed through the first five rounds beginning with first round contests on November 3rd. Second round is scheduled for November 6th, the third round is slated for November 8th, fourth round games are set for November 10th and the Regional Finals are planned for November 13th.

The State Championship Matches will be contested on Saturday, November 17th in Raleigh at NC State University's Dail Soccer Field. Play is scheduled to begin at 11:00 a.m. Tickets to the Championships are \$8.00 at the gate, or digital tickets can be purchased in advance through the NCHSAA's partnership with GoFan.

The 2017 NCHSAA Men's Soccer Championships will be broadcast live via web stream on the NFHS Network. The NFHS Network is a subscription-based service. Fans can pay \$9.95 per month for a monthly, recurring subscription with the ability to cancel at any time. You can find more information on upcoming events and subscriptions by visiting NFHSNetwork.com.



1A MEN'S SOCCER CHAMPIONSHIP SECOND ROUND PAIRINGS

East

- #1 Manteo (17-1-0) vs. #16 Vance Charter (10-7-1)
- #8 Cape Hatteras (6-5-0) vs. #9 Franklin Academy (16-4-1)
- #5 Woods Charter (11-7-0) vs. #12 Rosewood (13-6-1)
- #4 Lejeune (9-5-0) vs. #20 Pender (8-9-0)
- #3 Granville Central (17-4-1) vs. #14 Research Triangle (14-4-2)
- #6 Southside (18-1-0) vs. #11 Camden County (12-8-4)
- #7 Hobbton (15-6-1) vs. #10 Raleigh Charter (13-4-2)
- #2 Voyager Academy (17-3-2) vs. #15 Henderson Collegiate (13-8-0)

West

- #1 Community School of Davidson (18-1-2) vs. #17 Mountain Island Charter (10-13-0)
- #8 Pine Lake Preparatory (16-4-1) vs. #9 Hayesville (10-2-1)
- #5 Starmount (15-6-0) vs. #12 Bishop McGuinness (17-3-2)
- #4 North Moore (17-1-0) vs. #13 East Surry (7-7-2)
- #3 Blue Ridge Early College (12-2-0) vs. #14 Queen's Grant (14-10-0)
- #6 Lincoln Charter (13-7-1) vs. #11 Gray Stone Day (14-7-1)
- #7 Polk County (12-10-1) vs. #23 Cornerstone Charter (6-13-1)
- #2 Mount Airy (16-2-0) vs. #15 Union Academy (13-7-0)

2A MEN'S SOCCER CHAMPIONSHIP SECOND ROUND PAIRINGS

East

- #1 First Flight (16-1-1) vs. #17 East Montgomery (12-4-1)
- #8 Greene Central (17-4-0) vs. #9 North Johnston (12-7-1)
- #5 Carrboro (15-6-1) vs. #21 Croatan (12-4-1)
- #4 Roanoke Rapids (17-0-1) vs. #13 Currituck County (11-7-2)
- #3 Southwest Onslow (9-3-1) vs. #14 Wheatmore (15-6-1)
- #6 Jordan-Matthews (13-4-2) vs. #22 East Duplin (14-6-2)
- #7 East Bladen (18-1-2) vs. #10 Dixon (14-3-0)
- #2 Clinton (21-1-0) vs. #18 Beddingfield (12-4-2)

West

- #1 Hibriten (22-0-2) vs. #16 Lexington (16-7-1)
- #8 Charles D. Owen (15-4-0) vs. #9 Forest Hills (11-11-1)
- #5 Shelby (17-3-2) vs. #12 West Iredell (15-4-3)
- #4 Newton-Conover (19-3-1) vs. #13 West Stokes (12-5-3)
- #3 Salisbury (21-2-1) vs. #19 Patton (14-9-1)
- #11 North Davidson (18-4-0) vs. #27 West Stanly (12-6-1)
- #7 Wilkes Central (15-4-3) vs. #10 East Lincoln (20-3-0)
- #2 Surry Central (17-1-2) vs. #15 South Point (12-7-0)

3A MEN'S SOCCER CHAMPIONSHIP SECOND ROUND PAIRINGS

East

- #1 New Hanover (13-3-2) vs. #16 C.B. Aycok (12-7-2)
- #8 Southern Lee (16-4-0) vs. #9 Jacksonville (10-5-2)
- #5 J.H. Rose (18-4-1) vs. #12 Chapel Hill (17-3-1)
- #4 Northern Durham (15-3-2) vs. #13 Swansboro (8-6-3)
- #3 Northern Guilford (18-4-0) vs. #14 Lee County (14-9-0)
- #6 Cleveland (16-5-2) vs. #22 D.H. Conley (15-8-1)
- #7 Terry Sanford (20-3-0) vs. #23 White Oak (9-7-2)
- #2 Fike (17-2-1) vs. #18 East Chapel Hill (15-4-2)

West

- #1 Charlotte Catholic (22-2-1) vs. #17 A.C. Reynolds (16-7-0)
- #9 Marvin Ridge (17-3-0) vs. #25 Enka (15-7-1)
- #5 Watauga (20-5-0) vs. #12 Concord (17-4-2)
- #4 Asheville (21-1-1) vs. #20 Weddington (11-6-3)
- #3 Mount Tabor (18-4-1) vs. #19 Central Cabarrus (15-4-1)
- #27 Cuthbertson (9-9-3) vs. #11 Forestview (15-4-1)
- #23 Southwest Guilford (11-7-5) vs. #26 Monroe (11-8-1)
- #18 A.L. Brown (18-4-1) vs. #31 Erwin (13-9-2)

Live video of all four Championship Games available on the NFHS Network

www.NFHSNetwork.com/NCHSAA



HIGH SCHOOL HAPPENS HERE

4A MEN'S SOCCER CHAMPIONSHIP SECOND ROUND PAIRINGS

East

#1 Green Hope (18-2-1) vs. #17 Ashley (9-6-2)
#8 Apex Friendship (17-4-0) vs. #9 Panther Creek (12-6-1)
#5 New Bern (14-2-0) vs. #12 Athens Drive (12-6-1)
#4 Hoggard (10-3-0) vs. #13 Millbrook (12-8-1)
#3 Heritage (15-3-4) vs. #14 Broughton (14-8-1)
#6 Holly Springs (13-6-1) vs. #22 Apex (10-9-1)
#7 Pine Forest (16-6-0) vs. #10 Enloe (16-5-1)
#2 Cardinal Gibbons (16-3-2) vs. #18 Cary (11-11-1)

West

#1 Northwest Guilford (18-1-1) vs. #16 Independence (15-6-1)
#8 Myers Park (16-2-0) vs. #9 West Forsyth (17-4-2)
#5 Pinecrest (17-3-0) vs. #21 Ronald Reagan (9-10-2)
#4 Hough (17-6-0) vs. #13 Mooresville (12-8-1)
#3 R.J. Reynolds (15-7-0) vs. #14 Jordan (14-6-0)
#6 South Mecklenburg (15-5-1) vs. #11 Grimsley (13-7-1)
#7 South Caldwell (12-6-3) vs. #10 Ardrey Kell (16-5-1)
#2 Porter Ridge (21-2-0) vs. #15 Providence (15-4-2)



2018 1A Men's Soccer Championship Bracket



FIRST ROUND SECOND ROUND THIRD ROUND FOURTH ROUND FIFTH ROUND SIXTH ROUND SEVENTH ROUND EIGHTH ROUND



1 Manteo

C.S. of Davidson

1

16 Vance Charter

Vance Charter

Mountain Island Ch.

Highlands

Mountain Island Ch.

17 John A. Holmes

1-0

Pine Lake Prep

8

Cape Hatteras

Hayesville

9

9 Franklin Academy

Franklin Academy

5-3

River Mill Academy

24

24 West Columbus

2-1

Starmount

5

Woods Charter

Bishop McGuinness

12

12 Rosewood

Rosewood

North Moore

4

21 Louisburg

6-0

East Surry

13

Lejeune

West Montgomery

20

13 Riverside-Martin

Pender

4-2

13

20 Pender

5-3

East Surry

20



HIGH SCHOOL HAPPENS HERE

REGIONAL FINAL

CHAMPIONSHIP

STATE CHAMPIONS



3 Granville Central

Blue Ridge

3

14 Research Triangle

Research Triangle

Queen's Grant

14

19 Oxford Prep

6-1

Highland Tech

19

6 Southside

Lincoln Charter

6

11 Camden County

Camden County

Gray Stone Day

11

22 East Carteret

5-0

Albemarle

22

7 Hobpton

Polk County

7

10 Raleigh Charter

Raleigh Charter

Thomas Jefferson

10

23 Falls Lake Acad.

6-1

Cornerstone Char.

23

2 Voyager Academy

Mount Airy

2

15 Henderson Coll.

Henderson Collegiate

Union Academy

15

18 Gates County

4-2

South Stokes

18





2018 1A MEN'S SOCCER CHAMPIONSHIP RESULTS



1A MEN'S SOCCER CHAMPIONSHIP FIRST ROUND SCORES

East

#1 Manteo (17-1-0), Bye
 #16 Vance Charter (10-7-1) def. #17 John A. Holmes (10-12-1) 1-0
 #8 Cape Hatteras (6-5-0), Bye
 #9 Franklin Academy (16-4-1) def. #24 West Columbus (4-15-0) 2-1
 #5 Woods Charter (11-7-0), Bye
 #12 Rosewood (13-6-1) def. #21 Louisburg (10-9-1) 6-0
 #20 Pender (8-9-0) def. #13 Riverside-Martin (11-5-3) 5-3
 #4 Lejeune (9-5-0), Bye
 #3 Granville Central (17-4-1), Bye
 #14 Research Triangle (14-4-2) def. #19 Oxford Preparatory (11-11-0) 6-1
 #6 Southside (18-1-0), Bye
 #11 Camden County (12-8-4) def. #22 East Carteret (1-8-0) 5-0
 #7 Hobbton (15-6-1), Bye
 #10 Raleigh Charter (13-4-2) def. #23 Falls Lake Academy (7-16-2) 6-1
 #15 Henderson Collegiate (13-8-0) def. #18 Gates County (7-10-1) 4-2
 #2 Voyager Academy (17-3-2), Bye

West

#1 Community School of Davidson (18-1-2), Bye
 #17 Mountain Island Charter (10-13-0) def. #16 Highlands (9-8-2) 3-2
 #8 Pine Lake Preparatory (16-4-1), Bye
 #9 Hayesville (10-2-1) def. #24 River Mill Academy (6-13-0) 1-0
 #5 Starmount (15-6-0), Bye
 #12 Bishop McGuinness (17-3-2) def. #21 Murphy (4-9-0) 9-0
 #13 East Surry (7-7-2) def. #20 West Montgomery (9-9-1) 4-2
 #4 North Moore (17-1-0), Bye
 #3 Blue Ridge Early College (12-2-0), Bye
 #14 Queen's Grant (14-10-0) def. #19 Highland Tech (8-11-1) 3-0
 #6 Lincoln Charter (13-7-1), Bye
 #11 Gray Stone Day (14-7-1) def. #22 Albemarle (9-10-0) 9-0
 #7 Polk County (12-10-1), Bye
 #23 Cornerstone Charter (6-13-1) def. #10 Thomas Jefferson (15-3-0) 1-0
 #15 Union Academy (13-7-0) def. #18 South Stokes (3-15-2) 9-0
 #2 Mount Airy (16-2-0), Bye



2018 2A Men's Soccer Championship Bracket

FIRST ROUND

SECOND ROUND

THIRD ROUND

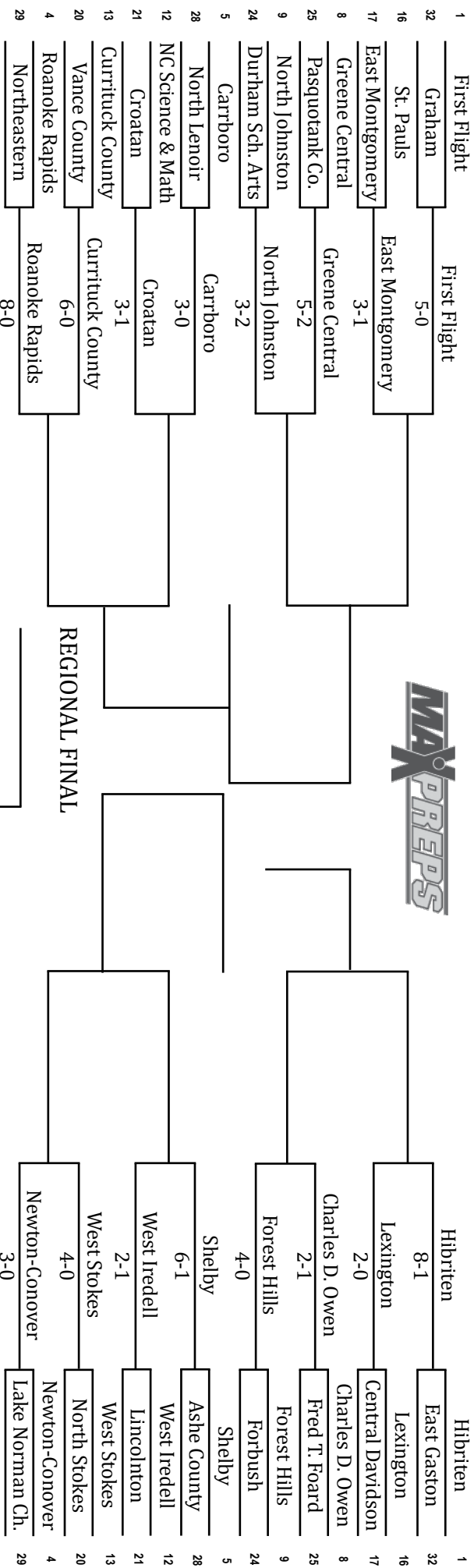
FOURTH ROUND

FOURTH ROUND

THIRD ROUND

SECOND ROUND

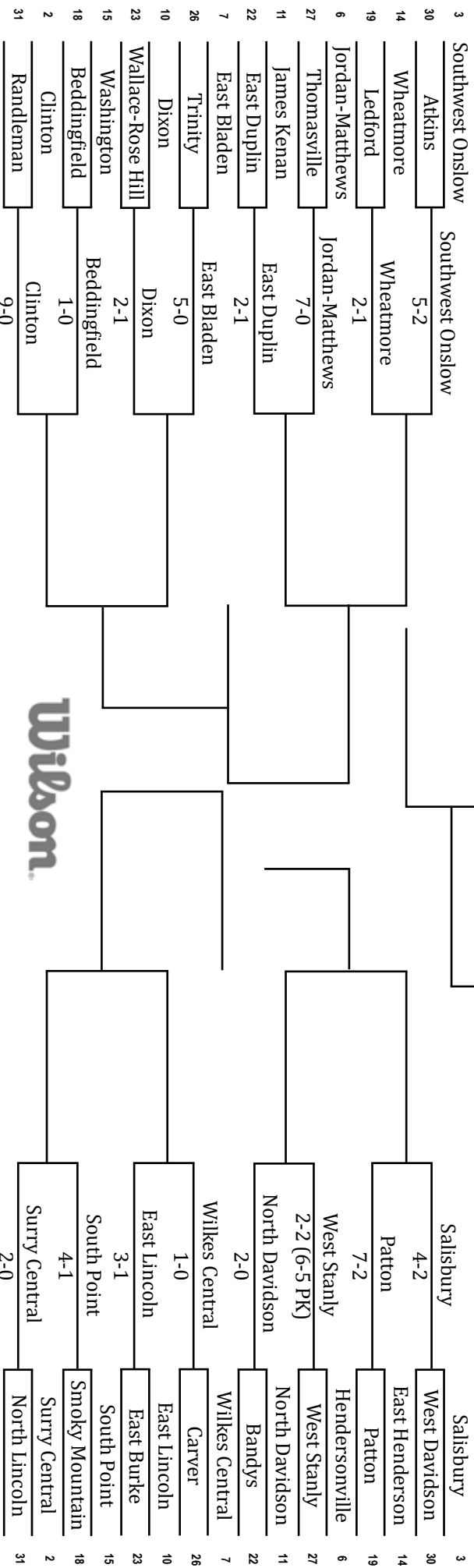
FIRST ROUND



HIGH SCHOOL HAPPENS HERE

CHAMPIONSHIP

STATE CHAMPIONS





2018 2A MEN'S SOCCER CHAMPIONSHIP RESULTS



2A MEN'S SOCCER CHAMPIONSHIP FIRST ROUND SCORES

East

#1 First Flight (16-1-1) def. #32 Graham (10-10-1) 5-0
#17 East Montgomery (12-4-1) def. #16 St. Pauls (15-4-0) 3-1
#8 Greene Central (17-4-0) def. #25 Pasquotank County (8-5-2) 5-2
#9 North Johnston (12-7-1) def. #24 Durham School of the Arts (12-7-4) 3-2
#5 Carrboro (15-6-1) def. #28 North Lenoir (13-7-1) 3-0
#21 Croatan (12-4-1) def. #12 NC School of Science & Math (15-4-0) 3-1
#13 Currituck County (11-7-2) def. #20 Vance County (8-16-1) 6-0
#4 Roanoke Rapids (17-0-1) def. #29 Northeastern (7-9-2) 8-0
#3 Southwest Onslow (9-3-1) def. #30 Atkins (9-13-1) 5-2
#14 Wheatmore (15-6-1) def. #19 Ledford (14-8-1) 2-1
#6 Jordan-Matthews (13-4-2) def. #27 Thomasville (10-12-0) 7-0
#22 East Duplin (14-6-2) def. #11 James Kenan (16-5-0) 2-1
#7 East Bladen (18-1-2) def. #26 Trinity (13-9-0) 5-0
#10 Dixon (14-3-0) def. #23 Wallace-Rose Hill (12-8-3) 2-1
#18 Beddingfield (12-4-2) def. #15 Washington (15-5-0) 1-0
#2 Clinton (21-1-0) def. #31 Randleman (7-13-1) 9-0

West

#1 Hibriten (22-0-2) def. #32 East Gaston (9-11-1) 8-1
#16 Lexington (16-7-1) def. #17 Central Davidson (16-8-0) 2-0
#8 Charles D. Owen (15-4-0) def. #25 Fred T. Foard (8-12-3) 2-1
#9 Forest Hills (11-11-1) def. #24 Forbush (11-14-0) 4-0
#5 Shelby (17-3-2) def. #28 Ashe County (13-10-1) 6-1
#12 West Iredell (15-4-3) def. #21 Lincolnton (11-10-0) 2-1
#13 West Stokes (12-5-3) def. #20 North Surry (11-8-1) 4-0
#4 Newton-Conover (19-3-1) def. #29 Lake Norman Charter (7-12-0) 3-0
#3 Salisbury (21-2-1) def. #30 West Davidson (9-14-1) 4-2
#19 Patton (14-9-1) def. #14 East Henderson (14-7-1) 7-2
#27 West Stanly (12-6-1) def. #6 Hendersonville (12-4-2) 2-2 (6-5 PK)
#11 North Davidson (18-4-0) def. #22 Bandys (10-8-3) 2-0
#7 Wilkes Central (15-4-3) def. #26 Carver (5-8-0) 1-0
#10 East Lincoln (20-3-0) def. #23 East Burke (12-9-1) 3-1
#15 South Point (12-7-0) def. #18 Smoky Mountain (16-5-3) 4-1
#2 Surry Central (17-1-2) def. #31 North Lincoln (9-13-2) 2-0



2018 3A Men's Soccer Championship Bracket



FIRST ROUND

SECOND ROUND

THIRD ROUND

FOURTH ROUND

FOURTH ROUND

THIRD ROUND

SECOND ROUND

FIRST ROUND



1 New Hanover

32 Southern Alamance

16 C.B. Aycock

17 Cape Fear

8 Southern Lee

25 Eastern Alamance

9 Jacksonville

24 Western Alamance

5 J.H. Rose

28 West Brunswick

12 Chapel Hill

21 Southeast Guilford

13 Swansboro

20 Smithfield-Selma

4 Northern Durham

29 East Wake

New Hanover

2-1

C.B. Aycock

2-1

Southern Lee

7-2

Jacksonville

3-0

J.H. Rose

2-0

Chapel Hill

4-0

Swansboro

4-0

Northern Durham

1-0

REGIONAL FINAL



HIGH SCHOOL HAPPENS HERE

CHAMPIONSHIP

STATE CHAMPIONS



Charlotte Catholic

5-0

A.C. Reynolds

4-1

Enka

0-0 (4-3 PK)

Marvin Ridge

6-0

Watauga

6-1

Concord

5-3

Weddington

2-1

Asheville

5-0

Charlotte Catholic

Parkwood

McMichael

A.C. Reynolds

Cox Mill

Enka

Marvin Ridge

North Iredell

Watauga

Huss

Concord

West Caldwell

Parkland

Weddington

Asheville

North Forsyth

3 Northern Guilford

30 Union Pines

14 Lee County

19 Walter Williams

6 Cleveland

27 Gray's Creek

11 Clayton

22 D.H. Conley

7 Terry Sanford

26 West Johnston

10 Asheboro

23 White Oak

15 Franklinton

18 East Chapel Hill

2 Fike

31 Topsail

Northern Guilford

4-1

Lee County

5-1

Cleveland

5-0

D.H. Conley

4-4 (4-3 PK)

Terry Sanford

1-1

White Oak

3-2

East Chapel Hill

5-1

Fike

4-0

Mount Tabor

2-1

Central Cabarrus

3-0

Guthbertson

1-0

Forestview

3-1

Monroe

4-2

Southwest Guilford

3-1

A.L. Brown

2-0

Erwin

3-1

Mount Tabor

Western Guilford

T.C. Roberson

Central Cabarrus

Ashbrook

Guthbertson

Forestview

Kings Mountain

South Iredell

Monroe

Hickory

Southwest Guilford

Statesville

A.L. Brown

SW Randolph

Erwin





2018 3A MEN'S SOCCER CHAMPIONSHIP RESULTS



3A MEN'S SOCCER CHAMPIONSHIP FIRST ROUND SCORES

East

#1 New Hanover (13-3-2) def. #32 Southern Alamance (7-12-0) 2-1
 #16 C.B. Aycock (12-7-2) def. #17 Cape Fear (14-7-0) 2-1
 #8 Southern Lee (16-4-0) def. #25 Eastern Alamance (13-8-1) 7-2
 #9 Jacksonville (10-5-2) def. #24 Western Alamance (13-9-0) 3-0
 #5 J.H. Rose (18-4-1) def. #28 West Brunswick (10-8-0) 2-0
 #12 Chapel Hill (17-3-1) def. #21 Southeast Guilford (14-9-0) 4-0
 #13 Swansboro (8-6-3) def. #20 Smithfield-Selma (12-9-0) 4-0
 #4 Northern Durham (15-3-2) def. #29 East Wake (9-12-0) 1-0
 #3 Northern Guilford (18-4-0) def. #30 Union Pines (10-8-2) 4-1
 #14 Lee County (14-9-0) def. #19 Walter M. Williams (11-9-0) 5-1
 #6 Cleveland (16-5-2) def. #27 Gray's Creek (13-7-0) 5-0
 #22 D.H. Conley (15-8-1) def. #11 Clayton (16-4-2) 4-4 (4-3 PK)
 #7 Terry Sanford (20-3-0) def. #26 West Johnston (9-11-3) 1-0
 #23 White Oak (9-7-2) def. #10 Asheboro (17-2-0) 3-2
 #18 East Chapel Hill (15-4-2) def. #15 Franklinton (17-6-1) 5-1
 #2 Fike (17-2-1) def. #31 Topsail (5-8-0) 4-0

West

#1 Charlotte Catholic (22-2-1) def. #32 Parkwood (6-13-1) 5-0
 #17 A.C. Reynolds (16-7-0) def. #16 McMichael (16-5-0) 4-1
 #25 Enka (15-7-1) def. #8 Cox Mill (12-9-3) 0-0 (4-3 PK)
 #9 Marvin Ridge (17-3-0) def. #24 North Iredell (13-7-1) 6-0
 #5 Watauga (20-5-0) def. #28 Huss (13-8-0) 6-1
 #12 Concord (17-4-2) def. #21 West Caldwell (15-7-0) 5-3
 #20 Weddington (11-6-3) def. #13 Parkland (12-4-0) 2-1
 #4 Asheville (21-1-1) def. #29 North Forsyth (8-11-1) 5-0
 #3 Mount Tabor (18-4-1) def. #30 Western Guilford (13-10-1) 2-1
 #19 Central Cabarrus (15-4-1) def. #14 T.C. Roberson (15-8-0) 3-0
 #27 Cuthbertson (9-9-3) def. #6 Ashbrook (17-4-1) 1-0
 #11 Forestview (15-4-1) def. #22 Kings Mountain (14-6-1) 3-1
 #26 Monroe (11-8-1) def. #7 South Iredell (13-3-5) 4-2
 #23 Southwest Guilford (11-7-5) def. #10 Hickory (15-5-4) 3-1
 #18 A.L. Brown (18-4-1) def. #15 Statesville (11-9-2) 2-0
 #31 Erwin (13-9-2) def. #2 Southwestern Randolph (16-2-0) 3-1



2018 4A Men's Soccer Championship Bracket



FIRST ROUND SECOND ROUND THIRD ROUND FOURTH ROUND FOURTH ROUND THIRD ROUND SECOND ROUND FIRST ROUND



1 Green Hope

Northwest Guilford

1

16 E. A. Laney

17 Ashley

2-2 (6-5 PK)

2-1

Independence

Independence

Glenn

8 Apex Friendship

Myers Park

8

9 Panther Creek

24 Corinth Holders

Panther Creek

4-0

West Forsyth

3-0

West Forsyth

West Forsyth

9

5 New Bern

Pinecrest

5

12 Athens Drive

21 Knightdale

Athens Drive

4-1

Ronald Reagan

1-0

Ronald Reagan

Hoke County

12

4 Hoggard

Hough

4

13 Millbrook

20 Sanderson

Millbrook

2-1

Mooresville

2-0

Mooresville

Mooresville

13



HIGH SCHOOL HAPPENS HERE

CHAMPIONSHIP

STATE CHAMPIONS



3 Heritage

R.J. Reynolds

3

14 Broughton

19 Wakefield

Broughton

5-3

Jordan

2-0

Jordan

Jordan

14

6 Holly Springs

South Mecklenburg

6

11 Wake Forest

22 Apex

Apex

3-2

Grimsley

0-0 (10-9 PK)

Grimsley

Grimsley

11

7 Pine Forest

South Caldwell

7

10 Enloe

23 Riverside-Durham

Enloe

3-0

Ardrey Kell

4-0

Ardrey Kell

Ardrey Kell

10

2 Cardinal Gibbons

Porter Ridge

2

15 Leesville Road

18 Cary

Cary

1-0

Providence

2-1

Providence

Providence

15





2018 4A MEN'S SOCCER CHAMPIONSHIP RESULTS



4A MEN'S SOCCER CHAMPIONSHIP FIRST ROUND SCORES

East

#1 Green Hope (18-2-1), Bye
#17 Ashley (9-6-2) def. #16 E.A. Laney (10-7-1) 2-2 (6-5 PK)
#8 Apex Friendship (17-4-0), Bye
#9 Panther Creek (12-6-1) def. #24 Corinth Holders (7-13-2) 4-0
#5 New Bern (14-2-0), Bye
#12 Athens Drive (12-6-1) def. #21 Knightdale (12-10-2) 4-1
#13 Millbrook (12-8-1) def. #20 Sanderson (8-12-3) 2-1
#4 Hoggard (10-3-0), Bye
#3 Heritage (15-3-4), Bye
#14 Broughton (14-8-1) def. #19 Wakefield (10-10-1) 5-3
#6 Holly Springs (13-6-1), Bye
#22 Apex (10-9-1) def. #11 Wake Forest (14-6-3) 3-2
#7 Pine Forest (16-6-0), Bye
#10 Enloe (16-5-1) def. #23 Riverside-Durham (8-13-0) 3-0
#18 Cary (11-11-1) def. #15 Leesville Road (10-9-1) 1-0
#2 Cardinal Gibbons (16-3-2), Bye

West

#1 Northwest Guilford (18-1-1), Bye
#16 Independence (15-6-1) def. #17 Glenn (10-10-1) 2-1
#8 Myers Park (16-2-0), Bye
#9 West Forsyth (17-4-2) def. #24 North Mecklenburg (11-11-2) 3-0
#5 Pinecrest (17-3-0), Bye
#21 Ronald Reagan (9-10-2) def. #12 Hoke County (15-6-0) 1-0
#13 Mooresville (12-8-1) def. #20 Lake Norman (10-8-2) 2-0
#4 Hough (17-6-0), Bye
#3 R.J. Reynolds (15-7-0), Bye
#14 Jordan (14-6-0) def. #19 Page (7-10-0) 2-0
#6 South Mecklenburg (15-5-1), Bye
#11 Grimsley (13-7-1) def. #22 Ragsdale (8-10-3) 0-0 (10-9 PK)
#7 South Caldwell (12-6-3), Bye
#10 Ardrey Kell (16-5-1) def. #23 Richmond (12-10-0) 4-0
#15 Providence (15-4-2) def. #18 East Forsyth (9-9-2) 2-1
#2 Porter Ridge (21-2-0), Bye



MEN'S SOCCER STATE CHAMPIONSHIP RESULTS



OPEN CLASSIFICATION

1927	Winston-Salem	1935	Mineral Springs	1969	East Mecklenburg
1928	Winston-Salem	1936	Kernersville	1970	Independence
1929	RECORDS NOT AVAILABLE	1937	Kernersville	1971	South Mecklenburg
1930	RECORDS NOT AVAILABLE	1938	Jamestown	1972	Chapel Hill
1931	Jamestown	RECORDS NOT AVAILABLE FROM 1939-1965		1973	Ben Lippen (non-NCHSAA)
1932	Lewisville	1966	Camp Lejeune	1974	Chapel Hill
1933	Lewisville	1967	Fayetteville	1975	Ben Lippen (non-NCHSAA)
1934	Mineral Springs	1968	East Mecklenburg	1976	Ben Lippen (non-NCHSAA)

YEAR	SITE	CHAMPION		RUNNER-UP		
1977	Page	Page	1	Sanderson	1	(OT-TIE, CO-CHAMPS)
1978	Sanderson	Sanderson	2	East Mecklenburg	1	(OT)
1979	Page	Page	0	Sanderson	0	(OT-TIE, CO-CHAMPS)
1980	Chapel Hill	Page	2	Chapel Hill	1	
1981	Page	Sanderson	5	Page	3	
1982	Sanderson	Sanderson	5	Chapel Hill	1	
1983	Page	Chapel Hill	3	Page	1	
1984	Sanderson	Sanderson	5	R. J. Reynolds	0	
1985	South Mecklenburg	Sanderson	3	South Mecklenburg	0	



MEN'S SOCCER STATE CHAMPIONSHIP RESULTS



4A Championships

YEAR	SITE	CHAMPION		RUNNER-UP		MVP
1986	UNC-Chapel Hill	Sanderson	4	R.J. Reynolds	0	Clark Brisson, Sanderson
1987	Athens Drive	Athens Drive	2	Grimsley	1	Roy Lassiter, Athens Drive
1988	Myers Park	Sanderson	2	Myers Park	1 (OT)	Jeffrey Ammons, Sanderson
1989	Sanderson	Sanderson	3	Grimsley	2	Adam Stone, Sanderson
1990	East Mecklenburg	C. E. Jordan	2	East Mecklenburg	1 (4-3 PK)	Dax Hill, Jordan
1991	Sanderson	Page	3	Sanderson	2	Richie Weber, Page
1992	Providence	Providence	4	Sanderson	1	Scott Thomas, Providence
1993	NC State	Athens Drive	3	Grimsley	2	Brian Walker, Athens Drive
1994	NC State	Millbrook	2	Page	1	Andy Crawford, Millbrook
1995	NC State	Providence	5	Millbrook	1	Jeff Ream, Providence
1996	NC State	Sanderson	5	East Mecklenburg	0	Mike Bucy, Sanderson
1997	NC State	Leesville Road	4	Mount Tabor	0	Josh Dickens, Leesville Road
1998	NC State	Cary	3	North Mecklenburg	2	Ben Eilers, Cary
1999	NC State	Leesville Road	3	Mount Tabor	2	McNeil Cronin, Mount Tabor
2000	NC State	Providence	6	Apex	0	Matt Simcox, Providence
2001	NC State	C.E. Jordan	4	Green Hope	3	Juan Martinez-Alba, Jordan
2002	SAS Stadium, Cary	Mount Tabor	2	Millbrook	1 (sd OT)	Patrick Ayers, Mount Tabor
2003	SAS Stadium, Cary	Athens Drive	2	Myers Park	1 (OT)	Jonathan Bui, Athens Drive
2004	SAS Stadium, Cary	Leesville Road	1	East Mecklenburg	0	Kevin Lyons, Leesville Road
2005	SAS Stadium, Cary	Apex	2	North Mecklenburg	1	Matt Betts, Apex
2006	SAS Stadium, Cary	Broughton	2	North Mecklenburg	1 (4-3, PK)	Will Mackvick, Broughton
2007	WRAL Center, Raleigh	Broughton	3	Grimsley	2 (OT)	Brandon Haynes, Broughton
2008	Dail Stadium, NCSU	Myers Park	4	New Hanover	3	Justin Davis, Myers Park
2009	WakeMed Stad., Cary	Page	4	Green Hope	0	Rob Lovejoy, Page
2010	Dail Stadium, NCSU	C.E. Jordan	2	Myers Park	0	Bryan Roque, Jordan
2011	WakeMed Stad., Cary	Green Hope	2	Myers Park	1 (OT)	Rodrigo Ortiz, Green Hope
2012	Dail Stadium, NCSU	Green Hope	2	Myers Park	0	Sam Bissette, Green Hope
2013	Dail Stadium, NCSU	T.C. Roberson	2	Sanderson	1	Austin Stamey, T.C. Roberson
2014	Dail Stadium, NCSU	Ronald Reagan	1	Broughton	0	Ethan Wells, Reagan
2015	Dail Stadium, NCSU	South Mecklenburg	2	Laney	0	Marco Garcia, South Mecklenburg
2016	Dail Stadium, NCSU	Green Hope	3	Providence	0	Zach Curtis, Green Hope
2017	Dail Stadium, NCSU	Cardinal Gibbons	2	Hough	1	Jackson Hollenbach, C. Gibbons

3A Championships

(1A/2A/3A Combined 1986 & 1987)

YEAR	SITE	CHAMPION		RUNNER-UP		MVP
1986	UNC-Chapel Hill	Charlotte Catholic	2	Swansboro	0	
1987	Charlotte Catholic	Charlotte Catholic	1	High Point Central	0	
1988	High Point Central	High Point Central	2	Enka	1	Bill Mayer, High Point Central
1989	Hibriten	South Iredell	3	Hibriten	0	Mike Cummings, South Iredell
1990	T. W. Andrews	T. W. Andrews	2	South Iredell	0	Brian Perryman, HP Andrews
1991	South Iredell	Ragsdale	6	South Iredell	2	Dan Alfare, Ragsdale
1992	Western Guilford	Western Guilford	2	T. C. Roberson	1	Luke Jamroz & Troy Frederickson (Co-MVP's) Western Guilford
1993	NC State	Ragsdale	4	T. C. Roberson	3	Wes Miller, Ragsdale
1994	NC State	South Iredell	2	Ragsdale	1	Bobby Cummings, South Iredell
1995	NC State	Ragsdale	1	Parkwood	0 (3-2 PK)	Kenny Gregson, Ragsdale
1996	NC State	Wake Forest-Rolesville	3	T.C. Roberson	1	Adam Bostic, WF-Rolesville
1997	NC State	White Oak	3	Hickory	2	Chris Brammer, White Oak
1998	NC State	White Oak	4	Trinity	1	Mike Stroff, White Oak
1999	NC State	R-S Central	3	Southwest Guilford	1	Will Matthews, R-S Central
2000	NC State	Asheville	1	East Chapel Hill	0	Coleman Hall, Asheville
2001	NC State	Hickory	5	Walter Williams	3 (OT)	Graham Auten, Hickory
2002	Broughton, Raleigh	T.C. Roberson	2	White Oak	0	Brian Fitzmaurice, T.C. Roberson
2003	SAS Stadium, Cary	T.C. Roberson	4	White Oak	0	Caleb Alexander, T.C. Roberson
2004	SAS Stadium, Cary	White Oak	3	Asheville	2	Devan Carroll, White Oak
2005	SAS Stadium, Cary	Jacksonville	2	Mooresville	1 (4-2 PK)	Adam Cunningham, Jacksonville
2006	SAS Soccer Park, Cary	Lake Norman	1	Jacksonville	0 (sd OT)	Allen Lomax, Lake Norman
2007	WRAL Center, Raleigh	Lake Norman	4	Wilson Fike	2 (OT)	Matt Foxx, Lake Norman
2008	Dail Stadium, NCSU	Charlotte Catholic	1	Jacksonville	0	Sutton Porter, Charlotte Catholic
2009	WakeMed Stadium, Cary	Marvin Ridge	2	Chapel Hill	1 (sdOT)	Matt Risher, Marvin Ridge
2010	Dail Stadium, NCSU	Cardinal Gibbons	2	Hickory	1	Josh Schramme, Cardinal Gibbons
2011	WakeMed Stadium, Cary	Cardinal Gibbons	3	Charlotte Catholic	1	Ade Taiwo, Cardinal Gibbons
2012	Dail Stadium, NCSU	Jacksonville	2	Hickory	1 (OT)	Chris Tziatzos, Jacksonville
2013	Dail Stadium, NCSU	Marvin Ridge	6	Jacksonville	5	Kyle Enoch, Marvin Ridge
2014	Dail Stadium, NCSU	Cardinal Gibbons	5	Fred T. Foard	0	Cooper Duplantis, Cardinal Gibbons
2015	Dail Stadium, NCSU	Weddington	2	Lee County	0	Mitchell Van Dyne, Weddington
2016	Dail Stadium, NCSU	Marvin Ridge	1	Chapel Hill	0	Brandon Young, Marvin Ridge
2017	Dail Stadium, NCSU	Chapel Hill	2	A.C. Reynolds	0	Ryan Smith, Chapel Hill



MEN'S SOCCER STATE CHAMPIONSHIP RESULTS



2A Championships (1A & 2A Combined 1988-2000)

YEAR	SITE	CHAMPION		RUNNER-UP		MVP
1988	White Oak	White Oak	3	Mooreville	0	Corey Taylor, White Oak
1989	Mooreville	Mooreville	2	Swansboro	0	Matt Touchton, Mooreville
1990	Swansboro	Swansboro	1	Charlotte Catholic	0 (OT)	Josh Hopfer, Swansboro
1991	Mooreville	Mooreville	1	Swansboro	0	Rob Hancock, Mooreville
1992	Swansboro	Charlotte Catholic	1	Swansboro	0	Brendan O'Donnell, Char. Catholic
1993	Broughton	North Stanly	2	Southwest Guilford	0	Ben Parry, North Stanly
1994	Broughton	Southwest Guilford	2	Charlotte Catholic	0	Nathan Stevens, SW Guilford
1995	NC State	Swansboro	4	Charlotte Catholic	1	Sean Hawley, Swansboro
1996	NC State	Swansboro	2	Charlotte Catholic	0	Bryan Salmons, Swansboro
1997	NC State	Elkin	2	Western Alamance	1	Kenneth Byrd, Elkin
1998	NC State	Swansboro	2	Charlotte Catholic	1 (OT)	Joey Ellington, Swansboro
1999	NC State	Swansboro	4	Charlotte Catholic	0	Joey Ellington, Swansboro
2000	NC State	Swansboro	2	Charlotte Catholic	0	Ben Lucas, Swansboro
2001	NC State	Charlotte Catholic	1	Swansboro	0 (5-3 PK)	Aaron Blais, Charlotte Catholic
2002	SAS Stadium, Cary	Swansboro	4	Charlotte Catholic	1	Chris Mobley, Swansboro
2003	SAS Stadium, Cary	Charlotte Catholic	3	Swansboro	0	Kevin Penrose, Charlotte Catholic
2004	SAS Stadium, Cary	Charlotte Catholic	2	Swansboro	1	Andrew Immel, Char. Catholic
2005	SAS Stadium, Cary	Wilkes Central	4	Cardinal Gibbons	3	Kevin Mazariegos, Wilkes Cent.
2006	SAS Soccer Park, Cary	Cardinal Gibbons	6	Mount Pleasant	3	Seph Babbington, Car. Gibbons
2007	WRAL Center, Raleigh	Newton-Conover	1	Cardinal Gibbons	0	Bryan George, Newton-Conover
2008	Dail Stadium, NCSU	Cardinal Gibbons	5	Shelby	0	Daniel Montero, Card. Gibbons
2009	WakeMed Stadium, Cary	Shelby	2	Northwood	1	Jerry Zeller, Shelby
2010	Dail Stadium, NCSU	Shelby	3	East Duplin	2 (7-6 PK)	Seth Crow, Shelby
2011	WakeMed Stadium, Cary	Salisbury	3	Carrboro	2 (sdOT)	Emmy Turcios, Salisbury
2012	Dail Stadium, NCSU	Cuthbertson	4	Carrboro	1	Thomas Vigdor, Cuthbertson
2013	Dail Stadium, NCSU	Salisbury	2	First Flight	1	Bobby Cardelle, Salisbury
2014	Dail Stadium, NCSU	Newton-Conover	2	First Flight	0	Francisco Tapia, Newton-Conover
2015	Dail Stadium, NCSU	Salisbury	3	Washington	0	Landon Goodman, Salisbury
2016	Dail Stadium, NCSU	First Flight	4	Chase	0	Tommy Scott, First Flight
2017	Dail Stadium, NCSU	Newton-Conover	1	First Flight	0	Francisco Tapia, Newton-Conover

1A Championships

YEAR	SITE	CHAMPION		RUNNER-UP		MVP
2001	NC State	Polk County	3	Durham School of Arts	0	Matthew Corn, Polk County
2002	SAS Stadium, Cary	Lejeune	2	Albemarle	1 (7-6 PK)	David Perez, Lejeune
2003	SAS Stadium, Cary	Polk County	2	Dixon	1	Trabert Allen, Polk County
2004	SAS Stadium, Cary	Jordan-Matthews	2	Lejeune	0	Octavio Hernandez, J-Matthews
2005	SAS Stadium, Cary	Thomasville	4	Manteo	3 (sd OT)	Walter Cruz, Thomasville
2006	SAS Soccer Park, Cary	Dixon	3	Polk County	1	Justin Oliver, Dixon
2007	WRAL Center, Raleigh	N.C. Science & Math	1	East Montgomery	0	Ken Addison, NCSSM
2008	Dail Stadium, NCSU	Topsail	3	Albemarle	0	Candon Rusin, Topsail
2009	WakeMed Stadium, Cary	Hendersonville	3	Dixon	0	Brayan Aguirre, Hendersonville
2010	Dail Stadium, NCSU	Hendersonville	5	N.C. Science & Math	0	Brayan Aguirre, Hendersonville
2011	WakeMed Stadium, Cary	N.C. Science & Math	4	Hendersonville	0	Ibukun Ademoyero, NCSSM
2012	Dail Stadium, NCSU	Southwest Onslow	2	Lake Norman Charter	0	Nicholas Matics, SW Onslow
2013	Dail Stadium, NCSU	Wallace-Rose Hill	3	North Moore	2 (4-3 PK)	Viktor Hansson, Wallace-RH
2014	Dail Stadium, NCSU	Wallace-Rose Hill	3	East Surry	1	Kenny Sevilla, Wallace-Rose Hill
2015	Dail Stadium, NCSU	Franklin Academy	3	C.S. of Davidson	1	Nick Hughes, Franklin Academy
2016	Dail Stadium, NCSU	Wallace-Rose Hill	3	Bishop McGuinness	1	Victor Espinoza, Wallace-RH
2017	Dail Stadium, NCSU	Bishop McGuinness	2	Franklin Academy	0	Brad Standen, Bishop McGuinness



MEN'S SOCCER ALL-TIME PLAYOFF RECORDS



Through 2018 First Round Games

School	App	W	L	T	Last	School	App	W	L	T	Last	School	App	W	L	T	Last
Albemarle	19	15	19	0	2016	Croatan	15	8	14	0	2017	Heide Trask	7	0	7	0	2017
Alexander Central	11	2	11	0	2016	Cummings	6	0	6	0	2014	Henderson Collegiate	1	1	0	0	NONE
Alleghany	1	0	1	0	2016	Currituck	18	11	17	0	2017	Hendersonville	27	41	25	0	2017
Andrews	5	1	5	0	2011	Cuthbertson	10	17	8	0	2017	Heritage	7	7	6	0	2017
Andrews, T.W.	16	12	15	0	2015	Davie County	2	0	2	0	2011	Hertford County	11	0	11	0	2015
Apex	32	40	30	0	2017	Dixon	28	46	26	0	2017	Hibriten	28	32	27	0	2017
Apex Friendship	2	0	1	0	2017	Draughn, Jimmy C.	4	1	4	0	2016	Hickory	35	61	34	0	2017
Ardrey Kell	11	10	10	0	2017	Dudley	1	0	1	0	2016	Hickory Ridge	10	2	10	0	2016
Ashbrook	20	15	20	0	2015	Durham Sch of Arts	17	25	17	0	2017	High Point Central	28	22	28	0	2017
Ashe Central	1	0	1	0	1997	East Bladen	15	13	14	0	2017	Highland Tech	12	5	12	0	2016
Ashe County	13	9	13	0	2017	East Burke	8	2	8	0	2013	Highlands	20	20	17	0	2016
Asheboro	16	9	16	0	2017	East Carteret	11	12	11	0	2016	Hobpton	12	10	11	0	2016
Ashville	37	52	35	0	2017	East Chapel Hill	23	27	22	0	2017	Hoggard	25	36	24	0	2017
Ashley	13	18	12	0	2017	East Columbus	6	1	6	0	2016	Hoke	12	5	12	0	2016
Athens Drive	23	28	19	0	2017	East Davidson	13	5	13	0	2015	Holly Springs	7	3	6	0	2017
Atkins	10	3	10	0	2017	East Duplin	13	25	8	0	2017	Holmes	16	4	16	0	2016
Avery County	17	12	17	0	2016	East Forsyth	31	31	31	0	2017	Hopewell	11	3	11	0	2014
Aycock, C.B.	18	7	17	0	2017	East Gaston	8	0	8	0	2017	Hough	8	22	7	0	2017
Ayden-Grifton	7	3	7	0	2013	East Henderson	14	10	14	0	2017	Hunt	30	39	30	0	2017
Bandys	9	0	9	0	2017	East Lincoln	14	12	13	0	2017	Hunter Huss	12	4	12	0	2015
Bartlett Yancey	7	1	7	0	2013	East Mecklenburg	26	38	26	0	2016	Independence	9	3	8	0	2017
Bear Grass Charter	4	0	4	0	2016	East Montgomery	18	20	17	0	2017	Jacksonville	35	80	31	0	2017
Beddingfield	18	4	17	0	2014	East Rowan	3	0	3	0	2011	Jamesville	3	0	3	0	2013
Berry Academy	3	1	3	0	2012	East Rutherford	3	0	3	0	2004	Jefferson, Thomas	7	15	6	0	2016
Bishop McGuinness	12	26	11	0	2016	East Surry	6	8	5	0	2015	Jordan	36	44	32	0	2017
Blue Ridge	11	6	10	0	2016	East Wake	10	9	10	0	2016	Jordan Matthews	17	34	15	0	2017
Brevard	20	12	20	0	2012	East Wake	9	9	9	0	2016	Kenan, James	18	18	18	0	2017
Britt, Jack	17	3	17	0	2017	East Wake Academy	4	0	4	0	2016	Kestrel Heights	3	0	3	0	2016
Broughton	21	42	18	1	2017	East Wilkes	6	0	6	0	2016	Kings Mountain	13	2	13	0	2017
Brown, A.L.	9	2	8	0	2017	Eastern Alamance	19	15	19	0	2017	Kinston	4	1	4	0	2014
Bunker Hill	4	0	4	0	2016	Eastern Guilford	6	2	6	0	2015	Knightdale	6	3	6	0	2017
Bunn	13	6	13	0	2017	Eastern Randolph	7	4	7	0	2017	KIPP Pride	4	0	4	0	2016
Burns	3	0	3	0	2013	Eastern Wayne	16	18	16	0	2014	Lake Norman	17	34	15	0	2017
Butler	9	2	9	0	2017	Elkin	23	27	23	0	2016	Lake Norman Charter	9	19	9	0	2017
Byrd, Douglas	1	0	1	0	1986	Enka	25	20	25	0	2017	Lakewood	4	2	4	0	2016
Camden County	16	11	15	0	2016	Enloe	12	10	11	0	2017	Laney	15	24	15	0	2017
Cape Fear	11	3	11	0	2017	Erwin	8	3	7	0	2017	Ledford	21	18	21	0	2017
Cape Hatteras	21	3	20	0	2016	Falls Lake Academy	1	0	1	0	NONE	Lee County	16	17	15	0	2017
Cardinal Gibbons	14	50	7	0	2017	Farmville Central	5	1	5	0	2016	Leesville Road	18	30	15	0	2017
Carrboro	11	30	10	0	2017	Fike	24	17	23	0	2017	Lejeune	23	14	22	0	2015
Carson, Jesse	5	5	5	0	2015	First Flight	15	34	13	0	2017	Lexington	14	9	13	0	2017
Carver	1	0	1	0	NONE	Forbush	27	25	27	0	2017	Lincoln Charter	5	4	4	0	2016
Cary	18	17	17	0	2017	Forest Hills	16	7	15	0	2017	Lincolnton	16	16	16	0	2017
Cedar Ridge	13	7	13	0	2016	Forestview	20	19	19	0	2017	Louisburg	11	5	11	0	2016
Central Academy	9	14	9	0	2016	Franklin	14	10	14	0	2017	Lumberton	23	6	23	0	2017
Central Cabarrus	19	8	18	0	2017	Franklin Academy	7	18	5	0	2016	Madison	15	5	15	0	2014
Central Davidson	10	6	10	0	2017	Franklinton	16	7	16	0	2017	Maiden	4	0	4	0	2017
Chapel Hill	39	58	36	1	2017	Fred T. Foard	14	18	14	0	2017	Mallard Creek	10	6	9	0	2017
Charlotte Catholic	34	99	26	0	2017	Freedom	25	14	25	0	2015	Manteo	25	29	23	0	2016
Chase	9	9	9	0	2017	Fuquay-Varina	19	16	19	0	2016	Marvin Ridge	13	37	9	0	2017
Chatham Central	1	0	1	0	2014	Garinger	11	5	11	0	2015	McDowell	7	1	7	0	2008
Chatham Charter	1	1	1	0	2016	Garner	10	3	10	0	2016	McMichael	8	1	8	0	2016
Cherokee	3	0	3	0	2016	Gates	7	1	7	0	2016	Middle Creek	6	7	6	0	2016
Cherryville	3	0	3	0	2016	Glenn	17	15	16	0	2017	Midway	6	1	6	0	2017
Clayton	19	9	19	0	2017	Goldsboro	2	0	2	0	2016	Millbrook	23	33	22	0	2017
Cleveland	7	8	6	0	2017	Graham	14	4	14	0	2016	Mitchell	6	1	6	0	2013
Clinton	17	21	16	0	2017	Granville Central	5	6	4	0	2016	Monroe	19	17	18	0	2016
C.S. of Davidson	5	14	4	0	2016	Gray Stone Day	11	5	10	0	2016	Mooresville	25	40	21	0	2017
Concord	16	9	15	0	2016	Gray's Creek	14	6	14	0	2017	Morehead	15	1	15	0	2015
Conley, D.H.	16	9	15	0	2017	Green Hope	19	57	15	0	2017	Mount Airy	14	13	13	0	2016
Corinth Holders	9	8	9	0	2017	Greene Central	13	5	12	0	2017	Mount Pleasant	14	13	14	0	2015
Cornerstone Charter	1	1	0	0	NONE	Grimsley	28	42	27	0	2015	Mount Tabor	29	32	28	0	2017
Cox Mill	9	9	9	0	2017	Harding	6	1	6	0	2007	Mountain Heritage	10	8	10	0	2013
Cramer, Stuart	1	0	1	0	2015	Harnett Central	24	16	24	0	2015	Mountain Island Charter	3	3	2	0	
Crest	9	3	9	0	2016	Havelock	15	6	15	0	2013	2016					
Creswell	1	0	1	0	2016	Hayesville	11	2	10	0	2016	Murphy	12	2	12	0	2016



MEN'S SOCCER ALL-TIME PLAYOFF RECORDS



Through 2018 First Round Games

School	App	W	L	T	Last	School	App	W	L	T	Last	School	App	W	L	T	Last
Myers Park	33	72	31	0	2017	Randleman	11	5	11	0	2017	Statesville	31	27	31	0	2017
NC Sch Sci. & Math	25	32	23	0	2017	Reagan	11	10	10	0	2017	Sun Valley	19	2	19	0	2012
Nash Central	2	0	2	0	2008	Red Springs	7	4	7	0	2016	Surry Central	16	27	15	0	2017
Neuse Charter	1	0	1	0	2013	Reidsville	4	1	4	0	2012	Swain County	11	3	11	0	2016
New Bern	30	24	29	0	2017	Research Triangle	4	2	3	0	2016	Swansboro	24	91	16	0	2017
New Hanover	24	40	22	0	2017	Reynolds, A.C.	27	28	26	0	2017	Tarboro	18	6	18	0	2016
Newton-Conover	17	40	13	0	2017	Reynolds, R.J.	26	25	25	0	2017	Thomasville	16	7	16	0	2017
North Brunswick	8	2	8	0	2016	Richlands	23	33	23	0	2017	Topsail	16	21	15	0	2017
North Buncombe	16	6	16	0	2016	Richmond County	19	2	19	0	2016	Trask, Heide	5	1	5	0	2015
North Davidson	18	13	17	0	2017	River Mill Academy	3	0	3	0	2016	Trinity	25	26	23	0	2017
North Duplin	3	2	3	0	2016	Riverside-Durham	17	4	17	0	2016	Triton	7	6	7	0	2011
North Forsyth	18	14	18	0	2017	Riverside-Martin	7	3	7	0	2016	Tuscola	12	4	12	0	2017
North Gaston	3	1	3	0	2017	Roanoke Rapids	26	33	25	0	2017	Union	8	6	8	0	2015
North Henderson	14	6	14	0	2016	Roberson, T.C.	36	71	33	0	2017	Union Academy	7	9	6	0	2016
North Iredell	12	1	12	0	2017	Robinson, J.M.	13	9	13	0	2017	Union Pines	13	4	13	0	2017
North Johnston	17	12	16	0	2017	Rockingham	5	0	5	0	2015	Vance, Zebulon B.	13	4	13	0	2011
North Lenoir	15	4	15	0	2017	Rocky Mount	14	11	14	0	2014	Vance Charter	1	1	0	0	NONE
North Lincoln	5	1	5	0	2012	Rose, J.H.	29	8	28	0	2017	Vance County	1	0	1	0	NONE
North Mecklenburg	28	32	28	0	2017	Rosewood	16	9	15	0	2016	Voyager Academy	5	1	4	0	2016
North Moore	16	17	15	0	2016	Roxboro Community	3	0	3	0	2015	Waddell, E.E.	2	1	2	0	2010
North Pitt	7	5	7	0	2017	R-S Central	17	18	16	0	2016	Wake Forest(-Roles.)	15	12	14	0	2017
North Rowan	3	0	3	0	2007	Salisbury	27	47	24	0	2017	Wakefield	8	1	8	0	2017
Northside-JAX	9	0	9	0	2017	Sanderson	39	83	27	2	2017	Walkertown	3	3	3	0	2016
Northside-Pinetown	1	0	1	0	2016	Sanford, Terry	29	53	28	0	2016	Wallace-Rose Hill	10	26	7	0	2017
North Stanly	14	5	13	0	2015	Scotland County	12	0	12	0	2010	Washington	19	17	19	0	2017
North Stokes	1	0	1	0	2001	Seventy-First	9	2	9	0	2016	Watauga	31	22	30	0	2017
North Surry	4	0	4	0	2017	Shelby	29	40	28	0	2017	Webb, J.F.	12	2	12	0	2016
North Wilkes	3	0	3	0	2011	Smith, Ben L.	7	1	7	0	2016	Weddington	16	29	14	0	2017
Northeast Guilford	19	13	19	0	2013	Smith, E.E.	7	3	7	0	1996	West Bladen	7	1	7	0	2016
Northeastern	19	6	19	0	2017	Smithfield-Selma	15	6	15	0	2016	West Brunswick	21	10	19	0	2017
Northern Durham	15	9	14	0	2017	Smoky Mountain	21	9	21	0	2017	West Caldwell	12	9	12	0	2016
Northern Guilford	11	16	10	0	2017	South Brunswick	15	6	15	0	2013	West Carteret	20	12	20	0	2016
Northern Nash	12	3	12	0	2014	South Caldwell	4	0	3	0	2017	West Charlotte	10	5	10	0	1994
Northern Vance	13	3	13	0	2014	South Central	4	1	4	0	2008	West Columbus	5	0	5	0	2014
Northwest Cabarrus	24	17	24	0	2017	South Columbus	3	0	3	0	2016	West Craven	4	2	4	0	2012
Northwest Guilford	31	30	30	0	2017	South Davidson	5	1	5	0	2015	West Davidson	9	5	9	0	2013
Northwood	25	36	25	0	2016	South Granville	6	0	6	0	2015	West Forsyth	31	22	30	0	2017
Olympic	20	9	20	0	2015	South Iredell	33	50	31	0	2017	West Henderson	19	8	19	0	2017
Orange	6	1	6	0	2017	South Johnston	9	4	9	0	2017	West Iredell	8	13	7	0	2017
Overhills	2	0	2	0	2011	South Lenoir	2	0	2	0	2015	West Johnston	13	1	13	0	2017
Owen, Charles D.	21	16	20	0	2017	South Mecklenburg	28	56	26	0	2017	West Lincoln	3	0	3	0	2015
Oxford Prep	2	0	2	0	2015	South Point	26	16	25	0	2017	West Mecklenburg	9	2	9	0	2015
Page	38	70	33	2	2017	South Rowan	2	1	2	0	1993	West Montgomery	3	0	3	0	2016
Pamlico	1	0	1	0	2004	Southside	4	0	3	0	2016	West Rowan	5	3	5	0	1998
Panther Creek	8	5	7	0	2017	South Stanly	2	0	2	0	2011	West Stanly	10	1	9	0	2016
Parkland	7	1	7	0	2017	South Stokes	16	1	16	0	2015	West Stokes	15	6	14	0	2016
Parkwood	26	20	26	0	2015	South View	13	1	13	0	2015	West Wilkes	14	4	14	0	2014
Pasquotank County	5	0	5	0	2015	Southeast Guilford	19	26	18	0	2014	Western Alamance	27	32	27	0	2016
Patton	11	10	10	0	2017	Southeast Raleigh	9	6	9	0	2013	Western Guilford	28	41	27	0	2014
Pender	7	1	6	0	2016	Southern Alamance	14	3	14	0	2016	Western Harnett	5	0	5	0	2012
Perquimans	5	0	5	0	2016	Southern Durham	4	1	4	0	2016	Westover	12	6	12	0	1996
Piedmont	15	11	15	0	2017	Southern Guilford	9	2	9	0	2015	Wheatmore	3	2	2	0	2017
Pine Forest	25	11	24	0	2017	Southern Lee	14	11	13	0	2017	White Oak	31	56	26	0	2017
Pine Lake Prep	6	1	5	0	2015	Southern Nash	9	6	9	0	2017	Whiteville	16	10	16	0	2017
Pinecrest	28	33	27	0	2017	Southern Vance	7	0	7	0	2016	Wilkes Central	24	21	23	0	2017
Pisgah	1	0	1	0	2004	Southern Wayne	6	3	6	0	2017	Williams, Walter M.	28	31	26	0	2017
Plymouth	2	0	2	0	1999	Southside	3	1	3	0	2014	Williamston	7	2	7	0	2008
Polk County	21	24	19	0	2016	SW Edgecombe	2	0	2	0	2010	Woods Charter	5	5	4	0	2016
Porter Ridge	13	13	12	0	2017	Southwest Guilford	28	50	26	0	2017						
Princeton	5	1	5	0	2015	Southwest Onslow	17	32	15	0	2017						
Providence	30	57	26	0	2017	SW Randolph	10	3	10	0	2017						
Providence Grove	3	1	3	0	2016	Spring Creek	14	15	14	0	2017						
Queens Grant	5	5	4	0	2016	St. Pauls	5	0	5	0	2016						
Ragsdale	24	43	21	0	2015	St. Stephens	18	13	18	0	2017						
Raleigh Charter	12	20	11	0	2016	Starmount	20	15	19	0	2016						



2017 1A Men's Soccer Championship Bracket

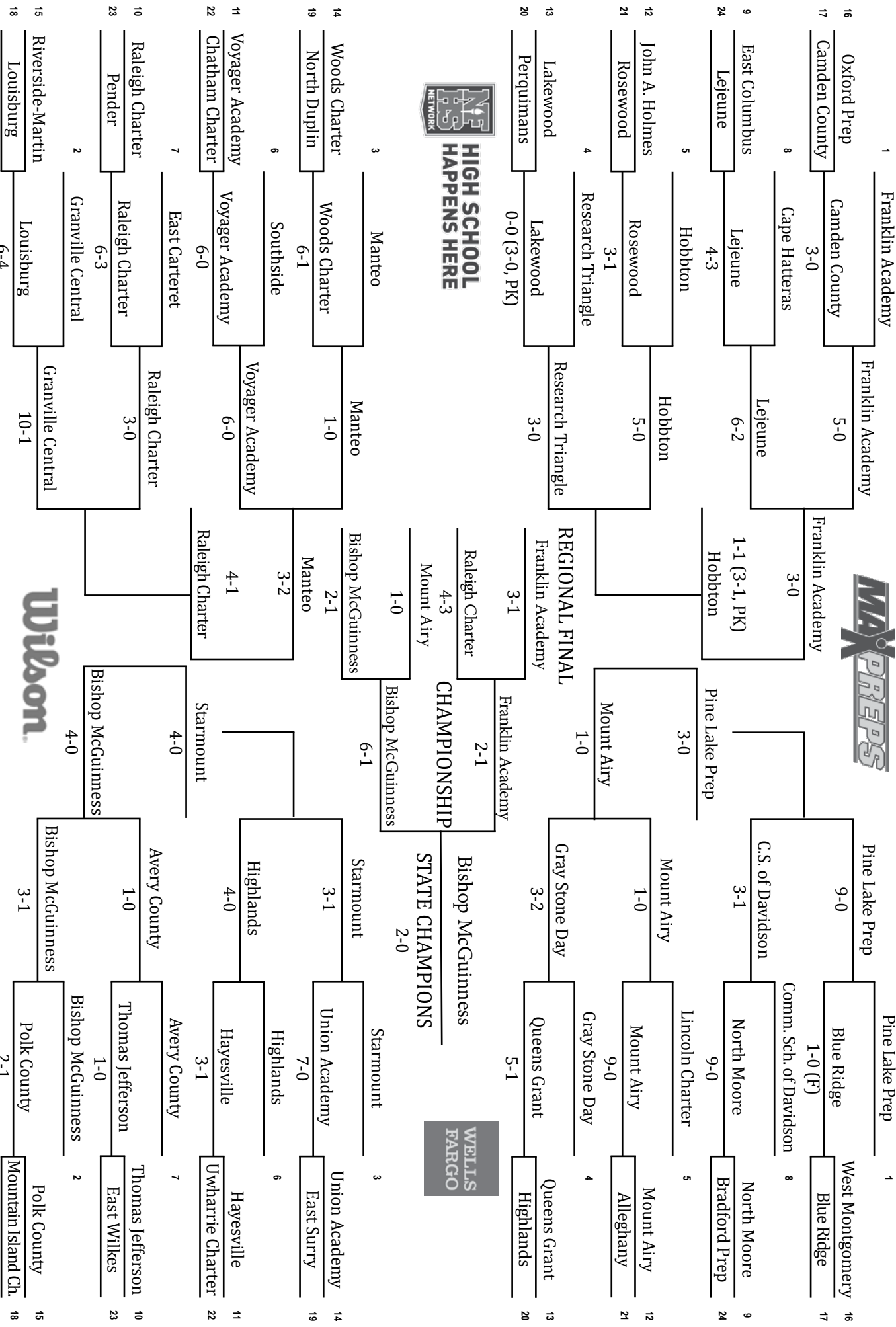
FIRST ROUND SECOND ROUND THIRD ROUND FOURTH ROUND FOURTH ROUND THIRD ROUND SECOND ROUND FIRST ROUND



**HIGH SCHOOL
HAPPENS HERE**

CHAMPIONSHIP

STATE CHAMPIONS





2017 1A MEN'S SOCCER CHAMPIONSHIP RESULTS



1A MEN'S SOCCER CHAMPIONSHIP FIRST ROUND SCORES

East

#1 Franklin Academy (17-0-1), BYE
 #17 Camden County (11-10-2) def. #16 Oxford Prep (11-9-0) 3-0
 #8 Cape Hatteras (6-7-0), BYE
 #24 Lejeune (4-18-0) def. #9 East Columbus (4-13-1) 4-3
 #5 Hobbton (17-3-2), BYE
 #21 Rosewood (12-11-0) def. #12 John A. Holmes (12-10-1) 3-1
 #13 Lakewood (11-11-0) def. #20 Perquimans (9-12-0) 0-0, 3-0 PK
 #4 Research Triangle (20-2-0), BYE
 #3 Manteo (17-3-1), BYE
 #14 Woods Charter (10-8-0) def. #19 North Duplin (10-7-1) 6-1
 #6 Southside (18-4-0), BYE
 #11 Voyager Academy (17-6-0) def. #22 Chatham Charter (7-12-0) 6-0
 #7 East Carteret (4-13-0), BYE
 #10 Raleigh Charter (12-5-3) def. #23 Pender (5-15-0) 6-3
 #18 Louisburg (10-11-0) def. #15 Riverside-Martin (13-4-2) 6-4
 #2 Granville Central (19-1-1), BYE

West

#1 Pine Lake Prep (17-1-1), BYE
 #17 Blue Ridge (11-7-0) def. #16 West Montgomery (10-6-0) 1-0 (F)
 #8 Community School of Davidson (15-3-0), BYE
 #9 North Moore (18-2-1) def. #24 Bradford Prep (5-14-0) 9-0
 #5 Lincoln Charter (13-5-0), BYE
 #12 Mount Airy (20-1-1) def. #21 Alleghany (6-11-2) 9-0
 #13 Queens Grant (13-7-0) def. #20 Highland Tech (6-12-0) 5-1
 #4 Gray Stone Day (18-1-1), BYE
 #3 Starmount (18-1-2), BYE
 #14 Union Academy (9-9-0) def. #19 East Surry (5-11-1) 7-0
 #6 Highlands (14-6-2), BYE
 #11 Hayesville (12-5-1) def. #22 Uwharrie Charter (8-9-0) 3-1
 #7 Avery County (9-6-0), BYE
 #10 Thomas Jefferson (11-4-1) def. #23 East Wilkes (7-16-0) 1-0
 #15 Polk County (10-9-1) def. #18 Mountain Island Charter (6-14-1) 2-1
 #2 Bishop McGuinness (14-2-3), BYE

1A MEN'S SOCCER CHAMPIONSHIP SECOND ROUND SCORES

East

#1 Franklin Academy (18-0-1) def. #17 Camden County (11-11-2) 5-0
 #24 Lejeune (5-18-0) def. #8 Cape Hatteras (6-8-0) 6-2
 #5 Hobbton (18-3-2) def. #21 Rosewood (12-12-0) 5-0
 #4 Research Triangle (21-2-0) def. #13 Lakewood (11-12-0) 3-0
 #3 Manteo (18-3-1) def. #14 Woods Charter (10-9-0) 1-0
 #11 Voyager Academy (18-6-0) def. #6 Southside (18-5-0) 6-0
 #10 Raleigh Charter (13-5-3) def. #7 East Carteret (4-14-0) 3-0
 #2 Granville Central (20-1-1) def. #18 Louisburg (10-12-0) 10-1

West

#1 Pine Lake Prep (18-1-1) def. #17 Blue Ridge (11-8-0) 9-0
 #8 Community School of Davidson (16-3-0) def. #9 North Moore (18-3-1) 3-1
 #12 Mount Airy (21-1-1) def. #5 Lincoln Charter (13-6-0) 1-0
 #4 Gray Stone Day (19-1-1) def. #13 Queens Grant (13-8-0) 3-2
 #3 Starmount (19-1-2) def. #14 Union Academy (9-10-0) 3-1
 #6 Highlands (15-6-2) def. #11 Hayesville (12-6-1) 4-0
 #7 Avery County (10-6-0) def. #10 Thomas Jefferson (11-4-1) 1-0
 #2 Bishop McGuinness (15-2-3) def. #15 Polk County (10-10-1) 3-1

1A MEN'S SOCCER CHAMPIONSHIP THIRD ROUND SCORES

East

#1 Franklin Academy (19-0-1) def. #24 Lejeune (5-19-0) 3-0
 #5 Hobbton (19-3-2) def. #4 Research Triangle (21-3-0) 1-1, 3-1 PK
 #3 Manteo (19-3-1) def. #11 Voyager Academy (18-7-0) 3-2
 #10 Raleigh Charter (14-5-3) def. #2 Granville Central (20-2-1) 4-1

West

#1 Pine Lake Prep (19-1-1) def. #8 Community School of Davidson (16-4-0) 3-0
 #12 Mount Airy (22-1-1) def. #4 Gray Stone Day (19-2-1) 1-0
 #3 Starmount (20-1-2) def. #6 Highlands (15-7-2) 4-0
 #2 Bishop McGuinness (16-2-3) def. #7 Avery County (10-7-0) 4-0

1A MEN'S SOCCER CHAMPIONSHIP FOURTH ROUND SCORES

East

#1 Franklin Academy (20-0-1) def. #5 Hobbton (19-4-2) 3-1
 #10 Raleigh Charter (15-5-3) def. #3 Manteo (19-4-1) 4-3

West

#12 Mount Airy (23-1-1) def. #1 Pine Lake Prep (19-2-1) 1-0
 #2 Bishop McGuinness (17-2-3) def. #3 Starmount (20-2-2) 2-1

1A MEN'S SOCCER CHAMPIONSHIP FIFTH ROUND SCORES

East

#1 Franklin Academy (21-0-1) def. #10 Raleigh Charter (15-6-3) 2-1

West

#2 Bishop McGuinness (18-2-3) def. #12 Mount Airy (23-2-1) 6-1

1A MEN'S SOCCER CHAMPIONSHIP STATE CHAMPIONSHIP SCORES

DAIL SOCCER STADIUM - NC STATE UNIVERSITY - RALEIGH, NC
 #2 Bishop McGuinness (19-2-3) def. #1 Franklin Academy (21-1-1) 2-0



2017 2A Men's Soccer Championship Bracket





2017 2A MEN'S SOCCER CHAMPIONSHIP RESULTS



2A MEN'S SOCCER CHAMPIONSHIP FIRST ROUND SCORES

East

#1 East Duplin (18-3-0) def. #32 Eastern Randolph (5-12-1) 5-0
 #17 East Montgomery (8-4-2) def. #16 Whiteville (14-7-1) 5-2
 #25 Southwest Onslow (10-12-1) def. #8 North Johnston (13-9-1) 1-0
 #24 Wheatmore (17-5-0) def. #9 Washington (12-5-1) 2-0
 #5 Jordan-Matthews (17-3-2) def. #28 Spring Creek (7-13-1) 9-0
 #21 James Kenan (14-6-1) def. #12 Currituck County (10-7-1) 3-1
 #13 Randleman (12-10-0) def. #20 Wallace-Rose Hill (17-4-2) 1-1, 6-5 PK
 #4 Carrboro (19-2-2) def. #29 Trinity (10-13-0) 3-1
 #3 Dixon (20-2-1) def. #30 Northeastern (9-10-1) 9-0
 #14 Durham School of the Arts (13-6-1) def. #19 Bunn (11-11-0) 4-3
 #6 Roanoke Rapids (20-0-1) def. #27 Heide Trask (8-14-1) 5-0
 #11 Croatan (14-9-0) def. #22 Richlands (12-10-0) 1-0
 #7 East Bladen (21-1-0) def. #26 Midway (9-12-0) 3-0
 #10 Clinton (19-4-0) def. #23 NC School of Science & Math (12-6-1) 3-0
 #15 North Lenoir (17-3-1) def. #18 North Pitt (9-5-3) 4-3
 #2 First Flight (17-1-0) def. #31 Greene Central (15-7-1) 9-2

West

#1 Newton-Conover (22-0-1) def. #32 North Davidson (8-13-2) 7-1
 #16 Lexington (18-5-0) def. #17 East Lincoln (14-9-0) 5-3
 #8 Charles D. Owen (15-5-1) def. #25 Franklin (10-12-1) 1-0
 #9 Forest Hills (16-5-1) def. #24 Bandys (10-12-0) 2-1
 #5 East Henderson (18-2-1) def. #28 North Surry (8-12-0) 2-0
 #12 Hendersonville (12-2-2) def. #21 East Gaston (13-8-0) 1-0
 #13 South Point (17-4-1) def. #20 Salisbury (13-7-2) 2-2, 5-3 PK
 #4 Shelby (20-2-0) def. #29 Ashe County (14-9-0) 3-0
 #30 Thomasville (13-9-1) def. #3 Forbush (20-2-0) 1-0
 #14 Surry Central (15-5-0) def. #19 Fred T. Foard (12-7-4) 4-0
 #6 Central Davidson (21-2-0) def. #27 Atkins (11-10-1) 3-0
 #11 Ledford (19-3-0) def. #22 Smoky Mountain (12-10-1) 6-0
 #26 West Iredell (10-11-2) def. #7 Wilkes Central (19-4-0) 1-0
 #10 Lake Norman Charter (13-5-2) def. #23 Maiden (8-11-1) 10-1
 #15 Hibriten (12-7-3) def. #18 Lincolnnton (12-9-1) 4-2
 #2 Patton (21-1-0) def. #31 Chase (9-10-0) 2-1

2A MEN'S SOCCER CHAMPIONSHIP SECOND ROUND SCORES

East

#1 East Duplin (19-3-0) def. #17 East Montgomery (8-5-2) 5-1
 #25 Southwest Onslow (11-12-1) def. #24 Wheatmore (17-6-0) 2-1
 #5 Jordan-Matthews (18-3-2) def. #21 James Kenan (14-7-1) 5-1
 #4 Carrboro (20-2-2) def. #13 Randleman (12-11-0) 3-1
 #3 Dixon (21-2-1) def. #14 Durham School of the Arts (13-7-1) 1-0
 #6 Roanoke Rapids (21-0-1) def. #11 Croatan (14-10-0) 2-0
 #10 Clinton (20-4-0) def. #7 East Bladen (21-2-0) 2-1
 #2 First Flight (18-1-0) def. #15 North Lenoir (17-4-1) 8-1

West

#1 Newton-Conover (23-0-1) def. #16 Lexington (18-6-0) 4-1
 #8 Charles D. Owen (16-5-1) def. #9 Forest Hills (16-6-1) 3-0
 #12 Hendersonville (13-2-2) def. #5 East Henderson (18-3-1) 2-1
 #13 South Point (18-4-1) def. #4 Shelby (20-3-0) 3-1
 #14 Surry Central (16-5-0) def. #30 Thomasville (13-10-1) 3-1
 #11 Ledford (20-3-0) def. #6 Central Davidson (21-3-0) 3-2
 #10 Lake Norman Charter (14-5-2) def. #26 West Iredell (10-12-2) 4-0
 #2 Patton (22-1-0) def. #15 Hibriten (12-8-3) 3-0

2A MEN'S SOCCER CHAMPIONSHIP THIRD ROUND SCORES

East

#1 East Duplin (20-3-0) def. #25 Southwest Onslow (11-13-1) 4-1
 #5 Jordan-Matthews (19-3-2) def. #4 Carrboro (20-3-2) 1-1, 4-3 PK
 #3 Dixon (22-2-1) def. #6 Roanoke Rapids (21-1-1) 1-0
 #2 First Flight (19-1-0) def. #10 Clinton (20-5-0) 3-1

West

#1 Newton-Conover (24-0-1) def. #8 Charles D. Owen (16-6-1) 4-0
 #13 South Point (19-4-1) def. #12 Hendersonville (13-3-2) 4-0
 #11 Ledford (21-3-0) def. #14 Surry Central (16-6-0) 2-2, 7-6 PK
 #2 Patton (23-1-0) def. #10 Lake Norman Charter (14-6-2) 2-1

2A MEN'S SOCCER CHAMPIONSHIP FOURTH ROUND SCORES

East

#1 East Duplin (21-3-0) def. #5 Jordan-Matthews (19-4-2) 2-1
 #2 First Flight (20-1-0) def. #3 Dixon (22-3-1) 3-1

West

#1 Newton-Conover (25-0-1) def. #13 South Point (19-5-1) 3-0
 #2 Patton (24-1-0) def. #11 Ledford (21-4-0) 3-2

2A MEN'S SOCCER CHAMPIONSHIP REGIONAL FINALS ROUND SCORES

East

#2 First Flight (21-1-0) def. #1 East Duplin (21-4-0) 1-0

West

#1 Newton-Conover (26-0-1) def. #2 Patton (24-2-0) 3-2

2A MEN'S SOCCER CHAMPIONSHIP STATE CHAMPIONSHIP SCORE

DAIL SOCCER STADIUM - NC STATE UNIVERSITY - RALEIGH, NC

#1 Newton-Conover (27-0-1) def. #2 First Flight (21-2-0) 1-0



2017 3A MEN'S SOCCER CHAMPIONSHIP RESULTS



3A MEN'S SOCCER CHAMPIONSHIP FIRST ROUND SCORES

East

#1 Jacksonville (19-1-1) def. #32 South Johnston (11-8-1) 5-0
 #17 D.H. Conley (13-9-1) def. #16 Eastern Alamance (16-5-2) 2-2, 5-4 PK
 #8 Gray's Creek (17-3-0) def. #25 Northern Durham (12-7-2) 4-2
 #24 Southern Wayne (9-10-2) def. #9 Southern Nash (11-7-2) 3-1
 #5 Chapel Hill (18-4-1) def. #28 West Johnston (9-8-5) 3-0
 #21 Asheboro (17-3-1) def. #12 Clayton (14-6-3) 2-0
 #20 Swansboro (15-6-2) def. #13 Fike (12-6-2) 1-0
 #4 Cleveland (18-1-4) def. #29 Franklinton (16-6-1) 5-1
 #3 Lee County (20-2-0) def. #30 J.H. Rose (9-11-0) 7-0
 #14 East Chapel Hill (14-6-0) def. #19 New Hanover (15-5-3) 0-0, 2-0 PK
 #6 C.B. Aycock (15-4-0) def. #27 Hunt (11-11-0) 6-1
 #11 Williams (18-2-1) def. #22 Northside-Jacksonville (8-11-1) 3-2
 #7 Northern Guilford (18-3-2) def. #26 Union Pines (12-8-1) 2-0
 #23 Orange (14-6-2) def. #10 White Oak (13-9-1) 6-2
 #15 Southern Lee (11-4-2) def. #18 Cape Fear (15-5-1) 4-2
 #2 Topsail (17-4-0) def. #31 West Brunswick (7-13-1) 8-1

West

#1 A.C. Reynolds (19-2-2) def. #32 Parkwood (7-11-1) 3-0
 #16 T.C. Roberson (13-6-4) def. #17 Weddington (13-6-0) 4-1
 #8 Forestview (16-5-1) def. #25 Mount Tabor (8-12-3) 1-0
 #9 Asheville (20-1-1) def. #24 St. Stephens (12-9-1) 4-0
 #5 Southwestern Randolph (21-2-0) def. #28 West Henderson (9-13-1) 5-3
 #12 Watauga (16-5-2) def. #21 A.L. Brown (13-7-3) 2-1
 #20 Tuscola (11-8-2) def. #13 Northwest Cabarrus (12-6-2) 2-1
 #4 Cox Mill (14-4-3) def. #29 North Iredell (10-6-2) 2-1
 #3 Statesville (19-2-2) def. #30 Kings Mountain (15-6-2) 4-0
 #14 North Gaston (16-5-1) def. #19 Enka (14-8-1) 2-0
 #6 Hickory (16-6-1) def. #27 J.M. Robinson (11-12-0) 4-0
 #11 Parkland (13-2-0) def. #22 Cuthbertson (9-10-0) 2-1
 #7 Southwest Guilford (15-7-1) def. #26 Piedmont (11-11-0) 10-1
 #10 Charlotte Catholic (17-5-1) def. #23 North Forsyth (10-8-1) 2-1
 #15 South Iredell (11-8-1) def. #18 Clyde A. Erwin (13-8-2) 4-2
 #2 Marvin Ridge (13-9-0) def. #31 Central Cabarrus (12-10-0) 5-0

3A MEN'S SOCCER CHAMPIONSHIP SECOND ROUND SCORES

East

#1 Jacksonville (20-1-1) def. #17 D.H. Conley (13-10-1) 4-0
 #8 Gray's Creek (18-3-0) def. #24 Southern Wayne (9-11-2) 2-0
 #5 Chapel Hill (19-4-1) def. #21 Asheboro (17-4-1) 1-0
 #4 Cleveland (19-1-4) def. #20 Swansboro (15-7-2) 3-2
 #3 Lee County (21-2-0) def. #14 East Chapel Hill (14-7-0) 6-1
 #11 Williams (19-2-1) def. #6 C.B. Aycock (15-5-0) 5-0
 #7 Northern Guilford (19-3-2) def. #23 Orange (14-7-2) 3-2
 #2 Topsail (18-4-0) def. #15 Southern Lee (11-5-2) 1-0

West

#1 A.C. Reynolds (20-2-2) def. #16 T.C. Roberson (13-7-4) 3-2
 #8 Forestview (17-5-1) def. #9 Asheville (20-2-1) 1-0
 #5 Southwestern Randolph (22-2-0) def. #12 Watauga (16-6-2) 1-0
 #4 Cox Mill (15-4-3) def. #20 Tuscola (11-9-2) 3-0
 #3 Statesville (20-2-2) def. #14 North Gaston (16-6-1) 6-0
 #6 Hickory (17-6-1) def. #11 Parkland (13-3-0) 2-1
 #10 Charlotte Catholic (18-5-1) def. #7 Southwest Guilford (15-8-1) 1-0
 #2 Marvin Ridge (14-9-0) def. #15 South Iredell (11-9-1) 5-0

3A MEN'S SOCCER CHAMPIONSHIP THIRD ROUND SCORES

East

#1 Jacksonville (21-1-1) def. #8 Gray's Creek (18-4-0) 3-2
 #5 Chapel Hill (20-4-1) def. #4 Cleveland (19-2-4) 2-1
 #3 Lee County (22-2-0) def. #11 Williams (19-3-1) 6-1
 #2 Topsail (19-4-0) def. #7 Northern Guilford (19-4-2) 2-1

West

#1 A.C. Reynolds (21-2-2) def. #8 Forestview (17-6-1) 1-0
 #4 Cox Mill (16-4-3) def. #5 Southwestern Randolph (22-3-0) 2-1
 #3 Statesville (21-2-2) def. #6 Hickory (17-7-1) 3-0
 #2 Marvin Ridge (15-9-0) def. #10 Charlotte Catholic (18-6-1) 3-0

3A MEN'S SOCCER CHAMPIONSHIP FOURTH ROUND SCORES

East

#5 Chapel Hill (21-4-1) def. #1 Jacksonville (21-2-1) 2-0
 #3 Lee County (23-2-0) def. #2 Topsail (19-5-0) 2-0

West

#1 A.C. Reynolds (22-2-2) def. #4 Cox Mill (16-5-3) 4-2
 #2 Marvin Ridge (16-9-0) def. #3 Statesville (21-3-2) 2-0

3A MEN'S SOCCER CHAMPIONSHIP REGIONAL FINALS ROUND SCORES

East

#5 Chapel Hill (22-4-1) def. #3 Lee County (23-3-0) 3-2

West

#1 A.C. Reynolds (22-2-2) def. #2 Marvin Ridge (16-9-0) 0-0, 5-4 PK

3A MEN'S SOCCER CHAMPIONSHIP STATE CHAMPIONSHIP SCORE

DAIL SOCCER STADIUM - NC STATE UNIVERSITY - RALEIGH, NC

#5 Chapel Hill (23-4-1) def. #1 A.C. Reynolds (22-3-2) 2-0



2017 4A Men's Soccer Championship Bracket



FIRST ROUND SECOND ROUND THIRD ROUND FOURTH ROUND FOURTH ROUND THIRD ROUND SECOND ROUND FIRST ROUND



1 Cardinal Gibbons

16 E.A. Laney

Cardinal Gibbons

2-0

Cardinal Gibbons

3-1

3-1

Green Hope

17 Jordan

4-1

Cardinal Gibbons

3-1

Cardinal Gibbons

3-1

3-1

Green Hope

8 Ashley

Ashley

4-0

Hough

4-0

Independence

9 Panther Creek

4-2

Ashley

6-0

Myers Park

1-0

Myers Park

R.J. Reynolds

5 Apex Friendship

Leesville Road

3-1

Hough

3-1

Ronald Reagan

12 Wakefield

1-0

Leesville Road

1-0

Ronald Reagan

1-1 (4-2, PK)

Moorsville

Moorsville

21 Leesville Road

1-0

Green Hope

1-0

Northwest Guilford

1-0

Northwest Guilford

Northwest Guilford

4 Green Hope

Green Hope

3-1

Northwest Guilford

4-0

Northwest Guilford

13 Cary

3-2

Cary

2=0

Cardinal Gibbons

6-1

Cardinal Gibbons

Cardinal Gibbons

20 Knightdale

3-2

Cary

1-0

Heritage

3-2

Hough

Heritage

3 Heritage

Heritage

2-1

Heritage

3-0

Heritage

Heritage

14 Broughton

3-0

Broughton

3-0

Heritage

5-4

Heritage

Heritage

19 Wake Forest

3-0

New Bern

5-4

Heritage

3-0

Heritage

Heritage

6 New Bern

Apex

1-0

Apex

4-3

Apex

Apex

11 Apex

2-2 (9-8, PK)

Apex

1-0

Hoggard

4-3

Hoggard

Hoggard

22 Holly Springs

2-2 (9-8, PK)

Apex

1-0

Hoggard

4-3

Hoggard

Hoggard

7 Pine Forest

Pine Forest

Enloe

3-3 (7-6, PK)

Porter Ridge

South Caldwell

South Caldwell

10 Enloe

Enloe

Enloe

5-0

South Mecklenburg

2-0

South Mecklenburg

South Mecklenburg

23 Sanderson

1-1 (5-4, PK)

Enloe

5-0

Providence

6-0

Providence

Providence

2 Hoggard

Hoggard

5-3

Providence

1-0

West Forsyth

West Forsyth

15 Millbrook

Athens Drive

Athens Drive

5-3

Providence

1-0

West Forsyth

West Forsyth

18 Athens Drive

Athens Drive

Athens Drive

5-3

Providence

1-0

West Forsyth

West Forsyth



2017 4A MEN'S SOCCER CHAMPIONSHIP RESULTS



4A MEN'S SOCCER CHAMPIONSHIP FIRST ROUND SCORES

East

#1 Cardinal Gibbons (18-0-2), BYE
 #16 Laney (12-11-0) def. #17 Jordan (8-10-2) 4-1
 #8 Ashley (16-2-4), BYE
 #9 Panther Creek (15-6-1) def. #24 Corinth Holders (7-9-3) 4-2
 #5 Apex Friendship (15-4-0), BYE
 #21 Leesville Road (9-10-3) def. #12 Wakefield (10-12-1) 1-0
 #13 Cary (14-8-1) def. #20 Knightdale (8-10-4) 3-2
 #4 Green Hope (18-2-2), BYE
 #3 Heritage (20-1-0), BYE
 #14 Broughton (13-7-0) def. #19 Wake Forest (11-8-3) 3-0
 #6 New Bern (12-5-2), BYE
 #11 Apex (13-7-1) def. #22 Holly Springs (7-12-2) 2-2, 9-8 PK
 #7 Pine Forest (16-4-1), BYE
 #10 Enloe (13-3-7) def. #23 Sanderson (8-14-1) 1-1, 5-4 PK
 #18 Athens Drive (12-9-2) def. #15 Millbrook (12-10-1) 5-3
 #2 Hoggard (19-1-1), BYE

West

#1 Hough (20-1-0), BYE
 #17 Independence (14-8-0) def. Butler (11-6-3) 2-0
 #8 Myers Park (14-3-1), BYE
 #9 R.J. Reynolds (18-4-0) def. #24 Glenn (10-11-2) 3-2
 #5 Ronald Reagan (17-4-1), BYE
 #12 Mooresville (13-9-0) def. #21 North Mecklenburg (13-8-2) 5-1
 #20 Lake Norman (12-9-2) def. #13 Jack Britt (10-10-3) 3-2
 #4 Northwest Guilford (19-2-1), BYE
 #3 Porter Ridge (18-1-2), BYE
 #19 High Point Central (12-9-1) def. #14 East Forsyth (14-6-1) 0-0, PK
 #6 Pinecrest (19-2-1), BYE
 #11 Page (11-6-0) def. #22 Mallard Creek (12-10-1) 5-1
 #7 South Caldwell (11-5-3), BYE
 #10 South Mecklenburg (13-4-3) def. #23 Lumberton (15-6-0) 6-0
 #15 West Forsyth (13-8-2) def. #18 Ardrey Kell (11-9-3) 1-0
 #2 Providence (18-0-3), BYE

4A MEN'S SOCCER CHAMPIONSHIP SECOND ROUND SCORES

East

#1 Cardinal Gibbons (19-0-2) def. #16 Laney (12-12-0) 2-0
 #8 Ashley (17-2-4) def. #9 Panther Creek (15-7-1) 6-0
 #21 Leesville Road (10-10-3) def. #5 Apex Friendship (15-5-0) 1-0
 #4 Green Hope (19-2-2) def. #13 Cary (14-9-1) 2-0
 #3 Heritage (21-1-0) def. #14 Broughton (13-8-0) 2-1
 #11 Apex (14-7-1) def. #6 New Bern (12-6-2) 1-0
 #10 Enloe (14-3-7) def. #7 Pine Forest (16-5-1) 5-0
 #2 Hoggard (20-1-1) def. #18 Athens Drive (12-10-2) 5-3

West

#1 Hough (21-1-0) def. #17 Independence (14-9-0) 4-0
 #8 Myers Park (15-3-1) def. #9 R.J. Reynolds (18-5-0) 1-0
 #5 Ronald Reagan (18-4-1) def. #12 Mooresville (13-10-0) 1-1, 4-2 PK
 #4 Northwest Guilford (20-2-1) def. #20 Lake Norman (12-10-2) 4-0
 #3 Porter Ridge (19-1-2) def. #19 High Point Central (12-10-1) 2-1
 #11 Page (12-6-0) def. #6 Pinecrest (19-3-1) 3-2
 #10 South Mecklenburg (14-4-3) def. #7 South Caldwell (11-6-3) 2-0
 #2 Providence (19-0-3) def. #15 West Forsyth (13-9-2) 1-0

4A MEN'S SOCCER CHAMPIONSHIP THIRD ROUND SCORES

East

#1 Cardinal Gibbons (20-0-2) def. #8 Ashley (17-2-4) 3-1
 #4 Green Hope (20-2-2) def. #21 Leesville Road (10-11-3) 3-1
 #3 Heritage (22-1-0) def. #11 Apex (14-8-1) 5-4
 #2 Hoggard (21-1-1) def. #10 Enloe (14-4-7) 4-3

West

#1 Hough (22-1-0) def. #8 Myers Park (15-4-1) 3-1
 #4 Northwest Guilford (20-2-1) def. #5 Ronald Reagan (18-4-1) 1-0
 #3 Porter Ridge (19-1-2) def. #11 Page (12-7-0) 3-3, 7-6 PK
 #2 Providence (20-0-3) def. #10 South Mecklenburg (14-5-3) 4-0

4A MEN'S SOCCER CHAMPIONSHIP FOURTH ROUND SCORES

East

#1 Cardinal Gibbons (21-0-2) def. #4 Green Hope (20-3-2) 1-0
 #3 Heritage (23-1-0) def. #2 Hoggard (21-2-1) 3-2

West

#1 Hough (23-1-0) def. #4 Northwest Guilford (20-3-1) 3-0
 #2 Providence (21-0-3) def. #3 Porter Ridge (19-2-2) 3-0

4A MEN'S SOCCER CHAMPIONSHIP REGIONAL FINALS ROUND SCORES

East

#1 Cardinal Gibbons (22-0-2) def. #3 Heritage (23-2-0) 6-1

West

#1 Hough (24-1-0) def. #2 Providence (21-1-3) 4-1

4A MEN'S SOCCER CHAMPIONSHIP STATE CHAMPIONSHIP SCORE

DAIL SOCCER STADIUM - NC STATE UNIVERSITY - RALEIGH, NC

#1 Cardinal Gibbons (23-0-2) def. #1 Hough (24-2-0) 2-1



1A Championship: Bishop McGuinness takes first crown with a 2-0 decision over Franklin Academy

RALEIGH – Franklin Academy dominated the possession and game for the majority of the first half, but a 33rd minute counter-attack strike lifted Bishop McGuinness to a 1-0 lead and eventually their first Men's Soccer State Championship.

Franklin Academy had the Villains hemmed into their own end for most of the first 25 minutes, with Bishop McGuinness absorbing most of the pressure of the first half. Franklin Academy had a few chances, but not any that they could manage to put a shot on frame with any pace.

Ultimately it was a turnover and a transition moment that saw Cameron Bovender on the ball in the midfield. Bovender took a single dribble and threaded a ball to Brad Standen who poked it with his right foot around a defender and past the keeper for a 1-0 lead in the 33rd minute. Standen was named the game's M.V.P.

Bishop gained confidence with the 1-0 lead and looked more comfortable on the ball in the second half. Franklin Academy had a few desperate attempts and as the Patriots pushed more men forward, Nathan Joseph got on the ball deep in the Patriot end, 1-on-1 versus a final defender. Joseph won the footrace to the ball and into the box, tracking the ball down just before it ran out on the endline. He chipped a ball across the front of the net and after an initial save by the Patriots goal keeper, Alan Linares pounded it home for a 2-0 lead in the 78th minute.

Franklin Academy finished the season 23-1-1, they were 12-0 in the North Central 1A where they were the league champions. The Patriots won the Eastern Regional for the second time in school history.

Bishop McGuinness completed the year 19-2-3, 5-1 in the Northwest 1A. The Villains won their second all-time and second consecutive Western Regional Championship. They captured the school's first Men's Soccer State Championship.

2A Championship: Newton-Conover slips past First Flight 1-0 for third title

RALEIGH – In an exciting and hard-fought battle, it was Newton-Conover that got the lone goal to win the school's third State Championship in Men's Soccer in the school's history.

The two teams both showcased a very physical brand of soccer, each creating numerous chances throughout the game. First Flight peppered Newton-Conover keeper Jon Joplin all game, showering the sophomore with 15 shots, 11 of them on frame. Joplin stood firm, making all 11 required saves for the shutout.

The sparkling championship moment for the Red Devils came in the 58th minute as a clearance out of the Devil defense found the lone forward at the time, Francisco Tapia at midfield. Outnumbered 3-1, Tapia forced the issue, dribbling through the Nighthawk rear defenders and working the ball to his left foot. Tapia slotted a shot low and hard along the ground just to the left of the sprawling left foot of keeper Stryker Owens to give Newton-Conover a 1-0 lead.

Tapia's goal made him the match M.V.P. and was the lone goal surrendered by the emergency keeper for First Flight. Owens was tapped as the starter when First Flight's starting keeper, Lucas Neitherlander, sustained a hand injury during the pre-game warm-ups.

First Flight ended the season 21-2, with an 8-0 record in the Northeastern Coastal 2A where they were the champions of the league. They won the Eastern Regional for the second straight year and fourth time in school history.

Newton-Conover secured the school's third State Championship in Men's Soccer. The Red Devils season concluded with 27-0-2 with a perfect 14-0 record in the South Fork 2A. The Red Devils won the Western Regional title for the third time in school history and the first time since 2014.



3A Championship:

Chapel Hill gets a pair of second half goals to get by A.C. Reynolds 2-0

RALEIGH – Chapel Hill hasn't won a State Championship in Men's Soccer since 1983. The Tigers had an all-time record of 1-4 in their previous State Championship appearances, including a stinging 1-0 defeat by Marvin Ridge in last year's 3A State Final. This year's team, remembering that difficult defeat, finished the job with a 2-0 win over A.C. Reynolds.

The two teams battled to a scoreless stalemate at halftime, with neither side registering a shot on goal. A.C. Reynolds' Izaiah Vignali had the most dangerous scoring opportunity of the first half as he cracked a shot a foot or two over the bar from about 30 yards out.

Chapel Hill got going with an offensive foray into the box turning into a corner kick opportunity in the 62nd minute. Ryan Smith went to the corner and sent in a beautiful out-swinging cross that found Justin Mecham who knocked it through traffic into the back of the net for a 1-0 lead.

After some furious attempts by A.C. Reynolds, including a corner kick opportunity that saw Vignali take another crack from 20 yards out that was deflected out for another corner, Chapel Hill won a free kick deep in their own end with about two minutes to play. Mecham took the free kick and dropped a ball right on Smith in the edge of the penalty area from about 75 yards out and Smith one-touch volleyed the ball past the keeper to ice the Tiger victory.

A.C. Reynolds finished the season 23-3-2, they were 14-1-1 in the Western Mountain 3A where they were league champions. The Rockets won the Western Regional for the first time in school history and made their first State Championship game appearance.

Chapel Hill wrapped up the season 23-4-1, they were 12-1-1 as the champions of the Big 8 3A. The Tigers made the school's sixth appearance in an NCHSAA Men's Soccer State Championship game, winning the school's second title all-time.

4A Championship:

Cardinal Gibbons nips Hough 2-1 to win their first 4A title

RALEIGH – In a 4A State Championship match that featured a lot of firepower on both sides, it was a corner kick in the 45th minute that made the ultimate difference, lifting Cardinal Gibbons to a 2-1 lead and eventually the school's first 4A State Championship in Men's Soccer.

With the score tied at 1, Gibbons earned a corner kick on a deep probing run into the box. Sal Bottone stepped into the corner to deliver the corner kick, dropping a beautiful in-swinging ball onto the back post where it found the waiting head of Jackson Hollenbach. The senior midfielder Hollenbach directed it on frame and into the back of the net with a flick of his head in the 45th minute, giving the Crusaders the decisive 2-1 lead.

Hollenbach also played a role in the Crusaders first marker of the game, when the Crusaders won possession in the Hough penalty area, Hollenbach slipped a pass to Jack Zarnik from the edge of the box. Zarnik danced by two Huskies defenders and slipped the ball off his right foot into the back of the net, breaking the ice in the 24th minute. Hollenbach was named the game's M.V.P. with a goal and an assist.

Hough equalized the match just four minutes after the first Gibbons goal. Davis Ashbrook found Kyle Jeffrey who knocked home the goal that sent the match to halftime tied. Hough finished the season 24-2, they were 14-0 as champions of the I-Meck 4A Conference. Hough won their first Western Regional Final on their way to their first State Championship appearance.

Cardinal Gibbons concluded the season with a 23-0-2 record overall, they were 11-0-1 as the champions of the Cap 7 4A Conference. Gibbons appeared in their eighth state championship game in Men's Soccer, and won the school's sixth Men's Soccer State Championship in all classifications.



PAST MEN'S SOCCER CHAMPIONSHIP RECAPS



2016 1-A: Wallace-Rose Hill captures third state title, Espinoza breaks national record

RALEIGH, N.C. - Wallace-Rose Hill gave up the first goal in the 2016 1A State Championship Soccer Match, but the Bulldogs netted the next three to take a 3-1 victory over Bishop McGuinness. The victory was the Bulldogs third state championship in as many appearances.

Wallace-Rose Hill dominated play for much of the game with Jack Arnold making 4 saves in the first half to keep things level until teammate Cameron Bovender took a shot off a deflected clear that found the back of the net giving the Villains a 1-0 lead just 20 minutes in.

The Bulldogs kept the pressure high and the effort finally paid off in the 32nd minute as a corner kick pinballed around in the box, dropping to senior Lukas Heither who swept it past the keeper tying the score.

Six minutes later David Sosa finished a beautiful ball by Jorge Aguilar giving Wallace-Rose Hill a lead they did not relinquish.

The highlight of the match, and a career, came in the 47th minute. Bulldog senior forward Maynor Espinoza came into the State Championship Match sitting on 213 goals for his four-year career, tied for the NFHS National Record for career goals with Sean Shapert from Moon High School in Pennsylvania. Shapert held the record from 1984 when he set the mark until Espinoza spun a ball past the Villains keeper to give Wallace-Rose Hill a 3-1 lead and a 1A State Championship. Espinoza was named the match M.V.P.

2016 2-A: FIRST FLIGHT WINS FIRST TITLE WITH A 4-0 SHUTOUT OF CHASE

RALEIGH, N.C. – First Flight came in to the 2A Men's Soccer State Championship Match riding high off of a 3-1 win over Carrboro in the regional finals, they kept that momentum moving right through the Championship match. The Nighthawks netted a goal in the 7th minute as Quinn Douglas knocked home a rebound giving First Flight a 1-0 lead they would never relinquish on their way to the first Soccer State Championship in school history.

The Nighthawks' journey was not one without adversity. Just 15 minutes into the regional final against Carrboro, starting goal keeper Grayson Shier broke his clavicle, ending his season. Sophomore Wilmer Andino

stepped in to finish out the game against Carrboro, allowing just one goal in the 3-1 win, and securing a bid to the state finals. With Andino making his first Varsity start, the Nighthawks got out on the front foot early with Douglas goal and followed it up with another rebound goal, this one by Vega Sproul in the 27th minute, giving First Flight a 2-0 lead.

Game M.V.P. Tommy Scott added two second half markers to put the game out of reach. He scored off of a rebound in minute 44, and then broke into the box and slipped one under the diving Trojan goal keeper in the 59th minute to push the lead to 4-0. Andino was tested several times, making a single save in the first half to keep the game scoreless early. He made one other routine save, but late in the match, Chase earned a free kick at the corner edge of the 18-yard box. Luis Vasquez for the Trojans stepped up to take the kick and curled a ball off his right foot that looked ticketed for the upper-right corner of the goal before a diving Andino parried away for a corner, sealing his shut out and first clean sheet of his career.

Chase finished the season at 22-2, 15-1 in conference play as champions of the South Mountain Athletic 3A Conference. First Flight concluded year 12 for head coach Juan Ramirez with his first state championship and a 21-0-2 record.

2016 3-A: MARVIN RIDGE HOLDS OFF CHAPEL HILL 1-0 TO WIN 3A CROWN

RALEIGH, N.C. – A 39th minute penalty kick was the difference for Marvin Ridge as Brandon Young drove the ball into the upper-right corner of the net and lifted the Mavericks to the lead late in the first half. Young was named the game's M.V.P. as the lone goal scorer in the match. The Mavericks won their third championship in as many appearances in the State Championship Match.

Despite heavy pressure from Chapel Hill for much of first half, Marvin Ridge held the lead on some stellar goalkeeping by Tyler Fant. The Senior parried a bullet free kick just over the bar from just 30 yards out off the boot of Chapel Hill's Justin Mecham 20 minutes into the first half. Fant made two other spectacular saves in the first half, punching out a line shot and cleaning up a loose corner attempt.

The difference in the match was the final two minutes of the first half. After being on their heels and defen-



sive for much of the first frame, Marvin Ridge built a counter-attack and sprung Matt Winesette down the left side and into the edge of the box. Winesette drew a foul from Brendan Holly in the box, setting up Young's penalty kick chance. Chapel Hill had flourishes in the second half, but the possession and scoring chances were much more balanced. Playing with the wind, the Tigers had a distinct advantage as goal kicks by the Mavericks were routinely driven down by the wind.

The Tigers mustered a few opportunities in the final half, including a free kick by Mecham that curled onto the right post and clanged out from 35 yards out, but couldn't slide one by Fant in the closing minutes.

2016 4-A: GREEN HOPE WINS THIRD TITLE WITH 3-0 WIN OVER PORTER RIDGE

RALEIGH, N.C. – Green Hope won their third state championship, and first since back-to-back titles in 2011 & 2012, beating Porter Ridge 3-0 in the 4A State Championship Match.

The Falcons opened the scoring in the 25th minute as a deflection dropped to the penalty spot and Connor Munz volleyed it off his left foot into the back of the net making it 1-0. Just seven minutes later Green Hope was on the board again as Porter Ridge keeper Julio Rangel stopped the first shot attempt by Anthony Boswell, but he couldn't get to the rebound chance. Jacob Sciandra, a senior midfielder, followed the Boswell shot knocking the rebound just out of the reach of Rangel and gave the Falcons a 2-0 lead.

The final goal for the Falcons came in the 75th minute off a corner kick. Camden Holbrook took a left footed in-swinging corner and found the head of William Dugger who knocked it off the keeper and in the net making it 3-0. The Green Hope defense was impressive all night, the Falcon back four did not allowed only three shots on the night, only one of which was on target. Falcon Senior Zach Curtis anchored the defense and was named the game M.V.P. Porter Ridge was under siege most of the night, goal keeper Rangel was under fire, but did make 5 saves. The Falcons fired 16 shots on the night, nine of them were on frame.

Green Hope finished the year 28-1, 15-1 in the Southwest Wake 4A as the conference champions. Their lone loss of the season came 2-0 to rival Panther Creek.